POMPES Japy

Catalogue

Japy

2018

CONTENTS

OUR PUMPS ARE MANUFACTURED IN EUROPE*

* except ref. FR46 / RP9020 / PPD / SG90BLUE

Semi-rotary manual pumps p. 6 / 7

Manual pumps p. 7

Cast iron semi-rotary manual pumps p. 8

Bronze semi-rotary manual pumps p. 8

Equipped semi-rotary manual pumps p. 9

Semi-rotary manual pumps for non-flammable solvents p. 10

Stainless steel rotary pumps p. 11

Rotary manual pumps p. 12

Rotary manual pumps for thick liquids p. 13

Manual membrane pumps for acids p. 14

Manual membrane pumps for hydrocarbons p. 15

Manual piston pumps p. 16

Manual piston pumps p. 16

Manual piston pumps for detergents p. 17

Manual beam pumps p. 17

Manual AdBlue pumps p. 18

Syringe-type piston pumps p. 18

Manual test pumps p. 19

Electric test pumps p. 19

Electric grease gun p. 20

Manual lubrication equipment p. 20

Syringes p. 21

Pneumatic equipment p. 21

Jerrycans p. 22

Cans p. 23

CONTENTS

Electric AdBlue® pumps
p. 24 / 25

Accessories for AdBlue® pumps
p. 26 / 27

Pneumatic lubrication pumps
p. 28 / 29

Pneumatic greasing pumps
p. 30 / 31

Electric barrel pumps for bases and acids
p. 32 / 33

Barrel pumps
p. 33

Eccentric rotor barrel pumps
p. 34

Eccentric rotor surface pumps
p. 35

Pneumatic membrane pumps < 50 l/min
p. 36 / 37

Pneumatic membrane pumps > 50 l/min
p. 38 / 39

Electric turbine pumps for hydrocarbons
p. 40



Hydrocarbon distribution kit
p. 41

Electric pump sets
p. 42 / 43

Electric vane pumps for hydrocarbons (fuel / diesel)
p. 44

Vane pumps for diesel
p. 44

Housed diesel distributor
p. 45

Electric vane pumps for oil
p. 46

Mobile filtration unit for oil
p. 47

Electric geared pumps for oil / diesel
p. 48

Electric geared pumps complete keg-emptying unit
p. 49

Brass electric side channel pumps
p. 50

DC 12 or 24 V side channel pumps
p. 51

Stainless steel electric side channel pumps
p. 52

Stainless steel side channel pumps for food products
p. 53

DC 12 or 24 V vane pumps / diesel
p. 54

CONTENTS

OUR PUMPS ARE MANUFACTURED IN EUROPE*

* except ref. FR46 / RP9020 / PPD / SG90BLUE

DC 12 or 24 V vane pumps / oil — p. 55

Geared pumps for oil — p. 56

Electric centrifugal pumps for diesel — p. 56



Electric vane pumps — p. 57

Electric vane pumps — p. 58

Electric side channel pumps — p. 59

Impeller pumps — p. 60

Flexible impeller pumps with stainless steel body — p. 61 / 63

Clear water pumps — p. 64

Water containing particles pumps — p. 65



Electric seawater pumps — p. 65



Semi-opened turbine pumps for water & industrial liquids — p. 66

Semi-opened turbine pumps with hydraulic motor — p. 67

Cellar pumps — p. 68/69

Mop-up pumps — p. 70

Site pumps — p. 70

Motor pumps — p. 71

Suction and discharge kits — p. 72 / 75

Accessories for electric pumps — p. 75

Floaters — p. 76

Control boxes — p. 76

Ball check valves — p. 77

Tank liquid level management — p. 77

Level detectors — p. 77

Reels — p. 78 / 79

OUR PUMPS ARE MANUFACTURED IN EUROPE*
* except ref. FR46 / RP9020 / PPD / SG90BLUE

CONTENTS

Filtration p. 80

Valves & bottom filters p. 81

Manual delivery guns p. 82

Automatic delivery guns p. 83

Manual oil guns p. 83

Mechanical meters p. 84

Meter guns for oil p. 85

Electronic meters for oil / diesel p. 85

Pulse generator meters p. 86

Display unit p. 86

Electronic meters / flow meters p. 87

Sleeves p. 88

Cast iron unions p. 89

Clamp unions p. 90

Guillemin-type coupling p. 90 / 91

Camlock coupling p. 92 / 93

Perrot-type coupling p. 93

Spare parts for semi-rotary pumps p.94

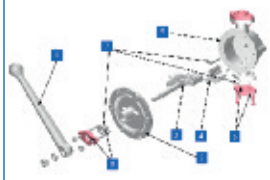

General conditions of sale p. 95

GCS

References list p. 97/100

REFERENCES LIST

Power in KW - Voltage in Volts - electric current in Amperes - Weight in kg -
TDH in m (TDH = Total Dynamic Head = height of suction + height of discharge + loss of load during suction + loss of load during discharge) - Cst = mm²/second

Equivalents							
ORIFICE IN INCHES	1/2"	3/4"	1"	1 1/4"	1 1/2"	2"	3"
FORMER NAME	15/21	20/27	26/34	33/42	40/49	50/60	80/90
NOMINAL DIAMETER DN	15	20	25	32	40	50	80

ATEX SEMI-ROTARY MANUAL PUMPS

Bare or equipped manual pumps for the transfer of flammable liquids and/or use in a potentially explosive atmosphere.

Products compliant with ATEX standard 94/9/EC.
ATEX certificate No. INERIS - EQEN 025625/12.
Pump marking: CE Ex II 2 GD IIB T4 (Tf<120°C).

ATEX manual pumps equipped for hydrocarbons

Pump marking: CE Ex II 2 GD IIB T4 (Tf<120°C).

Compatible fluids:

Water, diesel, oil, petrol, etc.

Construction:

- Body, cover and handle: cast iron. Interior mechanism: brass.
- Seal: PTFE braid, Viton® flange O-ring, optional PTFE gasket (FAT_-PTFE).
- Suction: 3/4" stainless steel tube with 2" bung.
- Discharge: stainless steel elbow, 2 m NBR tube (conductor) fluid temperature < 80°C, connection by brass half-shell clamps,
- Manual delivery gun (FAT _ version), automatic delivery gun (FAT_A version).

FAT1

Flow rate	Delivery gun	Weight	Reference
0.9 m³/h	manual	10.5	Ex FAT0
1.3 m³/h	manual	12.5	Ex FAT1
2 m³/h	manual	14.5	Ex FAT2

Options	Code
Automatic diesel delivery gun instead of manual gun	-A
Automatic petrol delivery gun instead of manual gun	-A-SP
PTFE flange O-ring instead of Viton®	-PTFE

Additional accessories	Reference
3-digit mechanical meter with metal body	Ex KF3
3-digit mechanical meter with nickel coating	Ex KF3-N
3-digit mechanical Atex meter	Ex K33-ATEX
Calibratable Atex flow meter	Ex ID-JAPYTEX
Diesel filter cartridge (impurities and water)	TUF460

K33-ATEX

Mechanical meter for petrol

K15

Turbine meter for solvents

ID-JAPYTEX

Turbine meter for petrol

TUF460

Cartridge filtering impurities and absorbing water

Bare ATEX manual pumps

Pump marking: CE Ex II 2 GD IIB T4 (Tf<120°C).

Compatible fluids:

Water, diesel, petrol, alcohol, toluene, trichloroethylene, acetone, white spirit, etc.

Construction:

- Body, cover and handle: cast iron. Brass interior mechanism.
- Seal: PTFE braid, Viton® flange O-ring, optional PTFE gasket (FAT_-PTFE).

Flow rate	Orifice Ø	Weight	Reference
0.9 m³/h	1/2"	4.4	Ex AT0
1.3 m³/h	3/4"	6.5	Ex AT1
2 m³/h	1"	8.5	Ex AT2

Option	Code
PTFE flange O-ring instead of Viton®	-PTFE

AT1

ATEX manual pumps equipped for solvents

Pump marking: CE Ex II 2 GD IIB T4 (Tf<120°C).

Compatible fluids:

Water, diesel, petrol, alcohol, toluene, trichloroethylene, acetone, white spirit, etc.

Construction:

- Body, cover and handle: cast iron. Brass interior mechanism.
- Seal: PTFE braid, Viton® flange O-ring, optional PTFE gasket (FAT_-PTFE).
- Suction: 3/4" stainless steel tube with 2" bung.
- Discharge: stainless steel elbow, 2 m cross-linked polyethylene hose (UPE).
- Max. temperature depends on the nature of the fluid.
- Connection by brass half-shell clamps.
- 1/4 turn stainless steel valve with spout (FAT_SO version).
- Nickel-plated brass manual delivery gun (FAT_SO2 version).

Flow rate	Type of spout	Weight	Reference
0.9 m³/h	1/4 turn valve 316 stainless steel	11.0	Ex FAT0SO
1.3 m³/h	1/4 turn valve 316 stainless steel	13.1	Ex FAT1SO
2 m³/h	1/4 turn valve 316 stainless steel	15.1	Ex FAT2SO

Options	Code
Nickle-plated brass delivery gun instead of the 1/4 turn stainless steel valve	-SO2
316 stainless steel delivery gun, PTFE gasket instead of the 1/4 turn stainless steel valve	-SO3
PTFE flange O-ring instead of Viton®	-PTFE

FAT2-SO

ADDITIONAL ACCESSORIES:

Turbine meters / flow meters in stainless steel, brass or aluminium, see page 87.

FAT2-SO2 + K15

SEMI-ROTARY MANUAL PUMPS

Bare pumps with cast iron handle

Water - diesel - oil - cooling liquid

Description

- Cast iron body, brass mechanism.
- Seal by graphite braid, NBR flange O-ring, optional Viton® or PTFE gasket.

Flow rate	Orifice Ø	Weight	Reference
0.9 m³/h	1/2" or 3/4"	4.4	EP0
1.3 m³/h	3/4" or 1"	6.45	EP1
2 m³/h	3/4" or 1"	8.5	EP2
2.7 m³/h	1" or 1 1/4"	11.75	EP3
5 m³/h	1 1/2"	19.3	EP5

Options	Code
Viton® flange O-ring instead of NBR	-V
PTFE flange O-ring instead of NBR	-PTFE

EP1

Diesel - oil

Description

- Cast iron body, brass mechanism.
- Seal by nitrile O-ring, NBR flange O-ring.

Flow rate	Orifice Ø	Weight	Reference
0.9 m³/h	1/2" or 3/4"	4.2	HT0
1.3 m³/h	3/4" or 1"	6.15	HT1
2 m³/h	3/4" or 1"	8.2	HT226
2.7 m³/h	1" or 1 1/4"	11.25	HT333

Options	Code
Viton® flange O-ring instead of NBR	-V
PTFE flange O-ring instead of NBR	-PTFE

HT1

Seawater - vinegar

Description

- Bronze body, cover and mechanism.
- Seal by graphite braid.
- Cast iron handle (optional brass -LL).

Flow rate	Orifice Ø	Weight	Reference
0.9 m³/h	1/2"	5.4	BP0
1.3 m³/h	3/4"	7.75	BP1
2 m³/h	1"	10.2	BP2
2.7 m³/h	1 1/4"	14.55	BP3

BP2

Description

- Manual pump with standardised flange.
- Body, cover and mechanism: bronze.
- Seal by graphite braid.
- Cast iron handle (optional brass -LL).

Flow rate	Orifice Ø	Weight	Reference
1.3 m³/h	PN10	9.3	BRN1
2.7 m³/h	PN10	17.6	BRN3

BRN3LL

Water - diesel - oil - cooling liquid

Description

- Suction tube 1 m steel 3/4", 2" bung - Discharge 2 m Ø 25 hose + spout + elbow (pump No. 0, 1 and 2).
- Suction tube 1 m steel 1", 2" bung - Discharge 2.5 m Ø 30 hose + spout + elbow (pump No. 3 and 5).
- Cast iron body, brass mechanism.
- Seal by graphite braid, NBR flange O-ring, optional Viton® or PTFE gasket.

Max. flow rate	Orifice Ø	Weight	Reference
0.9 m³/h	3/4"	8	FEP0
1.3 m³/h	3/4"	10.1	FEP1
2 m³/h	3/4"	12.1	FEP2
2.7 m³/h	1"	17.5	FEP3
5 m³/h	1"	25	FEP5

Options	Code
Viton® flange O-ring instead of NBR	-V
PTFE flange O-ring instead of NBR	-PTFE

FEP1

Diesel - oil

Description

- Suction tube 1 m steel 3/4", 2" bung - Discharge 2 m Ø 25 hose + spout + elbow (pump No. 0, 1 and 2).
- Suction tube 1 m steel 1", 2" bung - Discharge 2.5 m Ø 30 hose + spout + elbow (pump No.3).
- Cast iron body, brass mechanism.
- Seal by nitrile O-ring. NBR flange O-ring.

Flow rate	Orifice Ø	Weight	Reference
0.9 m³/h	3/4"	7.8	FHT0
1.3 m³/h	3/4"	9.8	FHT1
2 m³/h	3/4"	11.8	FHT2
2.7 m³/h	1"	17.2	FHT3T

FHT1

Diesel

Description

- Suction tube 1 m steel 3/4", 2" bung - Discharge 2 m Ø 25 hose + spout + elbow (pump No. 1 and 2).
- Cast iron body, zamak mechanism. Seal by nitrile O-ring **(NOT SUITABLE FOR WATER)**

Flow rate	Orifice Ø	Weight	Reference
1.3 m³/h	3/4"	9	FEZ1RS
2 m³/h	3/4"	10.8	FEZ2T

FEZ1RS

SEMI-ROTARY MANUAL PUMPS

For non-flammable solvents

Trichloroethylene - MEK

Description

- Cast iron body, brass mechanism.
- Seal by PTFE braid and Viton® flange O-ring, optional PTFE gasket (HL_-PTFE).

Flow rate	Orifice Ø	Weight	Reference
0.9 m³/h	1/2"	4.4	HL0
1.3 m³/h	3/4"	6.45	HL1
2 m³/h	1"	8.5	HL2
2.7 m³/h	1 1/4"	11.75	HL3
Option			Code
PTFE flange O-ring instead of Viton®			-PTFE

HL1

Degreasing agents - methanol - isopropyl alcohol

Description

- Suction tube 1 m stainless steel 3/4", 2" bung - Discharge 2 m Ø 25 hose + stainless steel elbow and spout (pump No. 0, 1 and 2).
- Suction tube 1 m stainless steel 1", 2" bung - Discharge 2.5 m Ø 30 hose + stainless steel elbow and spout (pump No.3).
- Cast iron body, brass mechanism.
- Seal by Viton® braid and flange O-ring, optional PTFE gasket (FHL_-PTFE).

Flow rate	Orifice Ø	Weight	Reference
0.9 m³/h	3/4"	8.1	FHL0
1.3 m³/h	3/4"	10.2	FHL1
2 m³/h	3/4"	12.2	FHL2
2.7 m³/h	1"	17.8	FHL3
Option			Code
PTFE flange O-ring instead of Viton®			-PTFE

FHL1

Pumps equipped with UPE tubing for aggressive non-flammable solvents

Description

- Suction tube 1 m stainless steel 3/4", 2" bung - Discharge 2 m.
- Ø 25 UPE hose + stainless steel elbow and spout.
- Cast iron body, brass mechanism.
- Seal by Viton® braid and flange O-ring, optional PTFE gasket (FHL_POLY-PTFE).

Flow rate	Orifice Ø	Weight	Reference
0.9 m³/h	3/4"	9	FHL0POLY
1.3 m³/h	3/4"	11.1	FHL1POLY
2 m³/h	3/4"	13.1	FHL2POLY
Option			Code
PTFE flange O-ring instead of Viton®			-PTFE

FHL1POLY

Diesel - oil

Description

- Body and cover in SG cast iron, brass mechanism.
- Grey iron handle (optional brass).
- Seal by graphite braid, NBR flange O-ring, optional Viton® or PTFE gasket.

Max. flow rate	Orifice Ø	Weight	Reference
2 m³/h	1'' F	8.6	EP2-GS

Options	Code
Viton® flange O-ring instead of NBR	-V
PTFE flange O-ring instead of NBR	-PTFE

EP2-GS

ROTARY MANUAL PUMPS

Reversible rotary manual pump in 316 stainless steel

Compatible fluids:

Solvents, alcohols, chemical products, oils, etc.

Construction:

- Body, cover, rotor, housing screws: 316 stainless steel.
- Vanes: PTFE. Seal: Teflon braid.
- Handle: zinc-plated steel.

Bare pump

Flow rate	Orifice Ø	Weight	Reference
2.6 m³/h	1"	5.2	RI2



RI2

Equipped barrel pump

Flow rate	Orifice Ø	Weight	Reference
2.6 m³/h	1"	11	FRI2

Barrel-emptying equipment:

- Suction: 1 m of 1" stainless steel tube, 2" dummy bung.
- Discharge: 1" stainless steel elbow, 2 m of Ø 25 UPE tubing, 1" stainless steel spout.

FRI2

Diesel - oil

Description

- Cast iron body, brass rotor, Delrin vanes.
- Seal by NBR packing.

Max. flow rate	Orifice Ø	Weight	Reference
2.1 m³/h	3/4 " F	3.4	VOLT1
2.7 m³/h	1 " F	4.5	VOLT2

New

VOLT1

Description

- Cast iron body, brass rotor, Delrin vanes.
- Seal by NBR packing.
- Suction tube 1 m steel 3/4", 2" bung.
- Discharge 2 m Ø 25 + spout + elbow.

Max. flow rate	Orifice Ø	Weight	Reference
2.1 m³/h	3/4 " F	7	FVOLT1
2.7 m³/h	3/4 " F	8.1	FVOLT2

New

FVOLT1

Diesel

Description

- Suction tube 1 m steel 3/4", 2" bung - Ø 25 elbow.
- Option: Discharge 2 m Ø 25 hose + spout.

FR46

FR46AM

Name	Flow rate	Orifice Ø	Weight	Reference
Cast iron manufacture with discharge	1.5 m³/h	25 mm	6.2	FR46
Cast iron manufacture without discharge	1.5 m³/h	25 mm	4.8	FR46AM

Fluid and thick liquids such as diesel - oil - viscous oil

Description

- Steel body and cover.
- Body seal by O-ring.
- Axle packing seal.

Max. flow rate	Orifice Ø	Weight	Reference
1.2 m³/h	1 " F	6.1	VFM

New

VFM

Description

- Steel body and cover.
- Body seal by O-ring.
- Axle packing seal.
- Suction tube 1 m steel 1", 2" bung
- Discharge 2.5 m Ø 30 + spout + elbow.

Max. flow rate	Orifice Ø	Weight	Reference
1.2 m³/h	1 " F	9.7	FVFM

New

FVFM

Accelerated flow pump for diesel

RP90ZO

Name	Flow rate	Orifice Ø	Weight	Reference
Aluminium and zinc manufacture with 1 m discharge	6 m³/h	25 mm	5.4	RP90ZO

Acids and bases

YAKO

Name	Membrane	Flow rate	Orifice Ø	Weight	Reference
Manual pump for acids	EPDM	2.4 m³/h	1"	3.2	YAKO
Manual pump for bases	Neoprene	2.4 m³/h	1"	3.2	YAKOS

Name	Membrane	Tube type	Flow rate	Orifice Ø	Weight	Reference
Equipped manual pumps for acids	EPDM	Stainless steel	2.4 m³/h	3/4"	6.6	FYAKO
Equipped manual pumps for acids	EPDM	PVC	2.4 m³/h	3/4"	6.6	FYAKO-PVC
Equipped manual pumps for bases	PVC	PVC	2.4 m³/h	3/4"	6.6	FYAKOS

FYAKO

Thick liquids

FBAR

Name	Membrane	Tube type	Flow rate	Orifice Ø	Weight	Reference
Manual pump for thick liquids or containing suspended particles (agricultural or agri-food sector: beer, wine, fruit juice, etc.) with equipment	Neoprene	Stainless steel	2.4 m³/h	30 mm	4	FBAR

Products: seawater (A version) - hydrocarbons (B version)

Description

- Body, flange, screws and shaft in stainless steel.
- Stainless steel fittings (nylon option with code -A).
- Membrane and valves in hydrocarbon-resistant elastomer (neoprene option with code -A).
- Zinc-plated steel lever with rubber grip length 1 m.

Max. flow rate	Orifice Ø	Weight	Reference
3,6 m³/h	Ø 30 mm	4.2	BAR-JUNIOR-A
3,6 m³/h	Ø 30 mm	4.2	BAR-JUNIOR-B

New

BAR-JUNIOR-B

Description

- Body, flange, screws and shaft in stainless steel.
- Stainless steel fittings (nylon option with code -A).
- Membrane and valves in hydrocarbon-resistant elastomer. (neoprene option with code -A).
- Zinc-plated steel lever with rubber grip length 1 m.
- Pump on a cart with the CHAR version.

Max. flow rate	Orifice Ø	Weight	Reference
7.2 m³/h	Ø 40 mm	5.9	BAR-JOLLY-A
7.2 m³/h	Ø 40 mm	5.9	BAR-JOLLY-B
7.2 m³/h	Ø 40 mm	7.9	CHAR-JOLLY-A
7.2 m³/h	Ø 40 mm	7.9	CHAR-JOLLY-B

New

CHAR-JOLLY-A

New

BAR-JOLLY-B

MANUAL PISTON PUMPS

E1000

E1000AS

E1002

Name	Flow rate	Orifice Ø	Weight	Reference
Self-priming manual pump equipped with a rigid probe	0.6 m³/h	3/8"	1.8	E1000
Self-priming manual pump equipped with a flexible probe	0.6 m³/h	3/8"	1.9	E1000AS
JAPYCHAUF manual pump	0.6 m³/h	3/8"	2.7	E1002

TG1



SG1

SG1SO

Name	Flow rate	Orifice Ø	Weight	Reference
Transfer unit with hose	0.9 m³/h	25 mm	2.9	TG1
Transfer unit with hose	1.6 m³/h	25 mm	3.5	TG2
Fluid oil filler with spout	0.9 m³/h	25 mm	3.2	SG1
Fluid oil filler with spout	1.6 m³/h	25 mm	3.4	SG2
Light solvents filler	0.9 m³/h	25 mm	3.2	SG1SO
Light solvents filler	1.6 m³/h	25 mm	3.4	SG2SO

Hydrocarbons - oil - cooling liquid



E500P

SG3

Name	Flow rate	Orifice Ø	Weight	Reference
Manual pump equipped with rigid probe	0.5 m³/h	3/8"	1.2	E500P
Telescopic manual pump	0.9 m³/h	25 mm	2.4	SG3

Detergents

PPD

SG950

Name	Flow rate	Weight	Reference
Manual piston pump for 5 to 20 litre cans	0.25 m³/h	0.08	MINIPPD
Manual piston pumps with probe and hose in polyethylene	0.5 m³/h	0.4	PPD
Manual piston pumps in polyethylene with telescopic probe	1.2 m³/h	1.2	SG950

Water

PA80

PA80LF

New

RETRO



Name	Flow rate	Orifice Ø	Weight	Reference
Beam pump with steel handle	1.5 m³/h	1 1/4"	4.5	PA80
Beam pump with cast iron handle	1.5 m³/h	1 1/4"	4.7	PA80-LF
"Retro" style beam pump	2.4 m³/h	1 1/4"	18	RETRO
Beam pump with base	2.4 m³/h	1 1/4"	32	RETRO-P

Name	Height	Weight	Reference
Base	350 mm	5	2167

2167

RETRO-P

MANUAL ADBLUE PUMPS

Manual pumps for manual AdBlue® kits

Description

- Manual pumps specially designed for AdBlue® transfer

SG90BLUE | SG90BLUE-EQ | SG950BLUE | SG950BLUE-EQ | SG90B-PRO | New

Name	Flow rate	Weight	Reference
Pump with suction tube and Ø 25 elbow at discharge	0.9 m³/h	1.5	SG90BLUE
Pump with suction tube, 3 m of hose at discharge, Ø 19 mm spout and barrel adaptor	0.9 m³/h	2.3	SG90BLUE-EQ
Manual piston pump with 3/4" BSP adapter and 90 cm length telescopic probe	0.25 m³/h	1.5	SG950BLUE
Pump with suction tube and elbow at discharge	0.25 m³/h	3.4	SG950BLUE-EQ
Manual rotary pump with stainless steel and PP body, 1 m suction tube with barrel adapter, 2.5 m of discharge hose with spout	1.1 m³/h	7	SG90B-PRO

SYRINGE-TYPE PISTON PUMPS

Diesel - oil

Description

- Brass body and piston
- Fitting at discharge Ø 12 mm

Max. flow rate	Orifice Ø	Number of fixation points	Weight	Reference
4 l/min	12 mm	1	0.35	SER-L
4 l/min	12 mm	2	0.4	SER-L-Z
4 l/min	M 1/4"	1	0.4	SER-L-1/4"

SER-L-Z

New

Description

- Cast iron body, brass piston
- 13 litres tank
- Buffer coil with pressure gauge

Max. pressure	Orifice Ø	Weight	Reference
70 bar	1/2 " F	8.5	HP70

New

HP70



New

HP100

Description

- Cast iron body, brass piston.
- 38 litres tank
- Buffer coil with pressure gauge

Max. pressure	Orifice Ø	Weight	Reference
100 bar	3/8 " F	21.5	HP100

Description

- Brass body
- Regulation valve with pressure gauge
- Suction hose length 1.5 m
- Discharge hose length 1.5 m

New

HPE50

Power	Voltage	Orifice Ø	Max. flow rate	Max. pressure	Weight	Reference
1.75	230 Volts single phase	1/2" M	7 l/min	50 bar	15.2	HPE50

Consult us for other flow rates and pressures

MANUAL LUBRICATION EQUIPMENT

GR1003

500 g grease pump

Reference
GR1003
GR1006



GR1006E

500 g grease pump with hose and coupling

Reference
GR1003E
GR1006E



GR1008

500 g grease gun

Reference
GR1008

GR172

1,000 g grease pump

Reference
GR172

GR104E

Hydraulic coupling 10 x 100

Type	Reference
4 jaws	GR104E

GR230

Reinforced high-pressure hose 10 x 100

Type	Reference
300 mm	GR230
500 mm	GR245

GR150

Pull coupling

Reference
GR150

GR151

Push coupling

Reference
GR151

GR152

Articulated brass push coupling

Reference
GR152

GR100L

Push pump

Contents	Type	Reference
150 gr	LUB	GR100L
150 gr	HYD	GR100H

New

GR3200

Electric grease pump

Reference
GR3200

Steel

SER181

Steel syringe

Contents	Reference
500 ml	SER180
1,000 ml	SER181

Aluminium

New

SER190

Syringe with aluminium body, stainless steel shaft, Viton® gaskets for oil, petrol, anti-freeze, water, etc.

Contents	Reference
500 ml	SER190

Brass

SER184

Brass syringe

Contents	Reference
500 ml	SER184
1,000 ml	SER185

Oil can with brass mechanism

BU800RF1

Brass pump oil can

Contents	Reference
250 ml	BU800RF1
350 ml	BU800RF2
500 ml	BU800RF3

Pneumatic equipment

Metal spray gun, 1 l tank

Reference
PN201

Metal bellows, short spout

Reference
PN25B1



Metal bellows, long spout

Reference
PN25B2

Metal spray gun, adjustable jet

Reference
PN26E

Inflation gun 0/10 bar

Reference
PN25D

Deluxe Inflation gun 0/10 bar

Reference
PN25E

Metal pressure gauge 10 bar

Reference
PN25

Metal jerrycans

5 litres German type
Hydrocarbon approved

Reference
JER5A

10 litres German type
Hydrocarbon approved

Reference
JER10A

20 litres German type
Hydrocarbon approved

Reference
JER20A

Plastic jerrycans

New

Hydrocarbon approved

Contenance	Reference
5 litres	JER5+
10 litres	JER10+
20 litres	JER20+
20 litres	JER20PN

Classic model

Contenance	Reference
5 litres	JER5PC
10 litres	JER10PC
20 litres	JER20PC

For food products with tap

Contenance	Reference
5 litres	JER5PAR
10 litres	JER10PAR
20 litres	JER20PAR

Spouts for metal jerrycans

Rigid with plastic tip/filter

Reference
JER0

Rigid without filter

Reference
JER1

Rigid for lead-free petrol

Reference
JER1SPL

200 mm hose with filter

Reference
JER1BIS

350 mm hose with filter

Reference
JER2BIS

Gasket for flexible spout

Reference
JER6

Brass filter flexible spout

Reference
JER9

German jerrycan gasket

Reference
JER16

Plastic fuel oil can, 11 litres

Reference
AC343

Tinplate jugs

Plastic jug

Contenance	Reference
1 litre	BR321
2 litres	BR322

Plastic jugs

Plastic jug (polyethylene)

Contenance	Reference
1 litre	BR301
2 litres	BR302
5 litres	BR305

Tinplate funnels

Funnel Ø 160, straight stem

Reference
ENT331B

Funnel Ø 200, straight stem

Reference
ENT334

Hose for tinplate funnel

Reference
ENT331C

Plastic funnels

Plastic funnel with filter and straight stem

Reference
ENT329

Adaptable elbow for tinplate funnel

Reference
ENT330

Technical data

- Pump specially designed for the transfer of AdBlue® or water
- 3/4" M orifice with Ø 20 mm hose tail
- Working cycle: 20 min

JEV112-ADBLUE

JEV100-ADBLUE

Rotation speed	Power	Voltage	Amperage	Orifice Ø	Max. flow rate	Max. TDH	Weight	Reference
2800 rpm	0.26	12 cc	22	3/4" + Ø 20	2 m³/h	15 m	3.6	JEV112-ADBLUE
2800 rpm	0.31	24 cc	13	3/4" + Ø 20	2 m³/h	15 m	3.6	JEV124-ADBLUE
1450 rpm	0.4	230 Volts single phase	2	3/4" + Ø 20	2 m³/h	15 m	7	JEV100-ADBLUE

Technical data

- Pump especially designed for the transfer of AdBlue® or water
- Working cycle: 20 min
- Suction kit with 1.5 m tube with foot check valve
- Discharge kit with 6 m hose with manual delivery gun (optional automatic)
- Optional meter (page 25)
- Optional filter (page 27)

JEV100EQ-ADBLUE

Rotation speed	Power	Voltage	Amperage	Orifice Ø	Max. flow rate	Max. TDH	Weight	Reference
2800 rpm	0.26	12 cc	22	3/4" + Ø 20	2 m³/h	15 m	8	JEV112EQ-ADBLUE
2800 rpm	0.31	24 cc	13	3/4" + Ø 20	2 m³/h	15 m	8	JEV124EQ-ADBLUE
1450 rpm	0.4	230 Volts single phase	2	3/4" + Ø 20	2 m³/h	15 m	10	JEV100EQ-ADBLUE

Technical data

- Pump specially designed for the transfer of AdBlue® from an IBC
- Working cycle: 20 min
- Stainless steel support plate
- Holster
- Suction kit with 1.5 m tube with quick connector for AdBlue® IBC
- Discharge kit with 6 m hose with manual delivery gun (optional automatic)
- Optional meter
- Optional filter
- Rigid suction tube with optional quick connector (ref. 5606 page 26)

F-JEV100-ADBLUE

Rotation speed	Power	Voltage	Amperage	Orifice Ø s	Max. flow rate	Max. TDH	Weight	Reference
2800 rpm	0.26	12	22	3/4" + Ø 20	2 m³/h	15 m	16	F-JEV112-ADBLUE
2800 rpm	0.31	24	13	3/4" + Ø 20	2 m³/h	15 m	16	F-JEV124-ADBLUE
1450 rpm	0.4	230 Volts single phase	2	3/4" + Ø 20	2 m³/h	15 m	16	F-JEV100-ADBLUE

Options	Reference
Automatic delivery gun instead of manual gun	-A
Turbine meter K24-ADBLUE	-K24

Calibratable meters / flow meters

K24-ADBLUE

Materials	Orifices	Liquid	Flow rate	Max. pressure	Weight	Reference
Stainless steel, polypropylene	1" M-F	Water, AdBlue	6 to 120 l/min	10 bar	0.23	K24-ADBLUE

Gravity kit

Description

- Consists of 4 metres of hose, a manual delivery gun and an adapter for low attachment (60 x 6) to an IBC

Weight	Reference
1.9 kg	KITGRAV

KITGRAV

Suction tube

Name	Reference
Rigid suction pipe with quick connector and BCS adapter 56x4	5606

5606

Manual pumps for manual AdBlue® kits

Description

- Manual pumps especially designed for AdBlue® transfer

SG90BLUE

SG90BLUE-EQ

SG950BLUE

SG950BLUE-EQ

SG90B-PRO

New

Name	Flow rate	Weight	Reference
Pump with suction tube and Ø 25 elbow at discharge	0.9 m³/h	1.5	SG90BLUE
Pump with suction tube, 3 m of hose at discharge, Ø 19 mm spout and barrel adaptor	0.9 m³/h	2.3	SG90BLUE-EQ
Manual piston pump with 3/4" BSP adapter and 90 cm length telescopic probe	0.25 m³/h	1.5	SG950BLUE
Pump with suction tube and elbow at discharge	0.25 m³/h	3.4	SG950BLUE-EQ
Manual rotary pump with stainless steel and PP body, 1 m suction tube with barrel adapter, 2.5 m of discharge hose with spout	1.1 m³/h	7	SG90B-PRO

AdBlue® delivery guns

TOPW2-ADBLUE



TOPW1-ADBLUE

KPA

Name	Max. flow rate	Orifice	Weight	Reference
Polypropylene automatic cut-off delivery gun, Viton gasket	80 l/min	1"M - Ø 20 mm	0.2	TOPW1-ADBLUE
Automatic cut-off delivery gun for AdBlue®	35 l/min	1"M - Ø 20 mm	0.3	TOPW2-ADBLUE
Automatic cut-off delivery gun with meter	35 l/min	1"M - Ø 20 mm	1	KPA

Cartridge filter for AdBlue®

New

TUF-3D

New

3D-FILTRE

Characteristics	Filtration	Flow rate	Orifices	Weight	Reference
Cartridge filter for AdBlue® with adapter	70 µ	40 l/min	1" F	0.6	TUF-3D
Spare cartridge for AdBlue® filter TUF-3D	70 µ	40 l/min		0.4	3D-FILTRE

Hose reel for AdBlue® distribution

New

7507

Name	Ø hose	Length hose	Liquid	Orifices	Weight	Reference
Bare reel for Ø 20 hose with 3/4" connector (8 m capacity)	Without	0 m	AdBlue®	3/4" F	14	7506
Reel with 8 m of Ø 20 hose with 3/4" connector	Ø 20	8 m	AdBlue®	3/4" F	17	7507
Reel with 15 m of Ø 20 hose with 3/4" connector	Ø 20	15 m	AdBlue®	3/4" F	24	7508
Pivot for 8 m reel					3.5	7317
Pivot for 15 m reel					3.5	2304

PNEUMATIC LUBRICATION PUMPS

New

PMH2-1:1

New

PMH4-5:1

Use	Fluids	Pressure ratio	Max. flow rate (free outlet)	Max. pressure	Air consumption	Orifice	Series
Transfer pump	Oil, diesel, transmission fluid	1:1	52 l/min	10 bar	150 NL/min	3/4'' F	PMH2-1:1
Standard pump at average pressure	Hydraulic and gearbox oil, transmission fluid	3:1	35 l/min	30 bar	180 NL/min	1/2'' F	PMH2-3:1
High flow pump at average pressure	Hydraulic and gearbox oil, transmission fluid	3:1	42 l/min	30 bar	285 NL/min	3/4'' F	PMH4-3:1
Average flow pump at high pressure	Hydraulic and gearbox oil, transmission fluid	5:1	25 l/min	80 bar	400 NL/min	3/4'' F	PMH4-5:1
Average flow pump at very high pressure	Hydraulic and gearbox oil, transmission fluid	8:1	22 l/min	80 bar	400 NL/min	3/4'' F	PMH4-8:1

Pumps are available with different equipment (e.g.: PMH2 3:1 page 29), consult us

Industrial series piston pump

PMH45-3:1

PMH60-12:1

Use	Fluids	Pressure ratio	Max. flow rate (free outlet)	Max. pressure	Air consumption	Orifice	Series
Large volume industrial pump	Hydraulic and gearbox oil, transmission fluid	3:1	120 l/min	36 bar	800 NL/min	3/4'' F	PMH45-3:1
High flow industrial pump	Hydraulic and gearbox oil, transmission fluid	6:1	95 l/min	72 bar	830 NL/min	3/4'' F	PMH45-6:1
High pressure industrial pump	Hydraulic and gearbox oil, transmission fluid	10:1	65 l/min	120 bar	850 NL/min	3/4'' F	PMH45-10:1
High-flow high-performance industrial pump	Hydraulic and gearbox oil, transmission fluid	6:1	100 l/min	72 bar	1,100 NL/min	3/4'' F	PMH60-6:1
High-pressure high-performance industrial pump	Hydraulic and gearbox oil, transmission fluid	12:1	65 l/min	144 bar	1,150 NL/min	3/4'' F	PMH60-12:1

Pumps are available with different equipment (e.g.: PMH2 3:1 page 29), consult us

Example of configuration for the PMH2 3:1 series,
(configuration and prices of other series on request)

Oil

Bare 3:1 pneumatic oil pumps with tube

For	Weight	Reference
60 l barrel	6	GRH40052
200 l barrel	6.7	GRH40053

Equipped 3:1 pneumatic oil pumps, consisting of:

- 3:1 pneumatic oil pump with tube
- 4 m hose
- Delivery gun with flexible tip and anti-droplet spout or delivery gun with digital distribution meter, flexible tip and anti-droplet spout

For	Meter	Weight	Reference
60 l barrel	no	10	GRH40052EQ
60 l barrel	yes	10	GRH40052EQC
200 l barrel	no	10.6	GRH40053EQ
200 l barrel	yes	10.6	GRH40053EQC

GRH40053EQ

Mobile equipment for 200 l barrel, consisting of:

- 3:1 pneumatic pump with tube
- 4 m hose
- Delivery gun with flexible tip and anti-droplet spout or delivery gun with digital distribution meter, flexible tip and anti-droplet spout
- 3 wheels cart

For	Meter	Weight	Reference
200 l barrel	no	31.7	GRH40060
200 l barrel	yes	31.7	GRH40060C

GRH40060C

Additional accessories

Name	Reference
Reel of 10 m hose for oil	GRH407
Hose length 4 m oil M-M 1/2"	GRH407B
Hose length 10 m oil M-M 1/2"	GRH407C
Air pressure regulator with pressure gauge	7728
Anti-droplet delivery gun with F 1/2" swivel	GRH3179
Oil delivery gun with built-in mechanical meter, flow rate from 1 to 30 l/min F 1/2"	KPM
Oil delivery gun with built-in electronic meter, flow rate from 1 to 30 l/min F 1/2"	KPR
Oil delivery gun with built-in pre-selection electronic meter, flow rate from 1 to 30 l/min F 1/2"	KPP

KPR



KPM



KPP

PNEUMATIC GREASING PUMPS



PM3-55:1

New

PM3-60:1

Use	Fluids	Pressure ratio	Max. flow rate (free outlet)	Max. pressure	Air consumption	Orifice	Series
High pressure pump	NLGI-2 grease	55:1	540 gr/min	550 bar	165 NL/min	1/4" F	PM3-55:1
Intensive use high-pressure pump	NLGI-2 grease	60:1	1,200 gr/min	600 bar	475 NL/min	3/8" F	PM3-60:1

Pumps are available with different equipment (e.g.: PM3 55:1 page 31), consult us

Industrial series piston pump

New

PM45-70:1

New

PM80-80:1

Use	Fluids	Pressure ratio	Max. flow rate (free outlet)	Max. pressure	Air consumption	Orifice	Series
Large volume industrial pump	NLGI-1 grease, high viscosity oil	25:1	16 kg/min	200 bar	1,340 NL/min	1/2" F	PM45-25:1
High flow industrial pump	NLGI-2 grease	40:1	11 kg/min	275 bar	750 NL/min	1/2" F	PM45-40:1
High pressure industrial pump	NLGI-2 grease	70:1	7.5 kg/min	490 bar	925 NL/min	1/2" F	PM45-70:1
High-flow high-performance industrial pump	NLGI-2 grease	12:1	40 kg/min	84 bar	1,100 NL/min	1" F	PM60-12:1
High-pressure high-performance industrial pump	NLGI-2 grease	80:1	8 kg/min	560 bar	1,000 NL/min	1/2" F	PM60-80:1

Pumps are available with different equipment (e.g.: PM3 55:1 page 31), consult us

Example of configuration for the PM3 55:1 series,
(configuration and prices of other series on request)

Grease

GR40027

Pneumatic grease units, including:
- 55:1 pneumatic pump with hose
- Cover and follower plate
- 4 m hose
- Grease gun with rigid tip and coupling

Contenance	Ø keg cover	Ø keg plate	Weight	Reference
60 kg keg	385	370	14	GR40027
200 kg keg	600	590	19	GR40028

Mobile equipment for 60 kg keg:
- 55:1 pneumatic pump with hose
- Cover and follower plate
- 4 m hose
- Grease gun with flexible tip and coupling
- 2 wheels cart

For	Ø cover	Ø keg plate	Weight	Reference
60 kg keg	385	370	19	GR40021
200 kg keg	600	590	25	GR40022

GR40021

Additional accessories

Name	Reference
Spherical joint for grease gun	GR3174
Reel of 10 m hose for grease	GR406
Hose length 4 m grease M-M 1/4''	GR406B
Hose length 4 m grease M-M 1/4''	GR406C
Air pressure regulator with pressure gauge	7728
Pneumatic grease gun	GR3178B
Grease gun with 40 cm hose and 4 jaws coupling	GR3173
Meter gun for grease	GR430

7728



GR3173

GR430

GR406

Consult us to validate the compatibility of pump materials and accessories with your product

Light acids - light bases

Construction: PP / stainless steel 1.4571 (316 Ti):

Max. temperature: 50 °C
Single-phase motor 230 V, 50 Hz, 520 W with 5 m of cable and on/off switch. IP 24.
600 W pneumatic motor.
Motor/pump coupling: 1/8 turn quick connector.
Length of probe: 1,000 mm. Exterior Ø: 40 mm.

On request:

Probe length 700, 1,200 mm or made to measure. 850 W motor or variable speed.

Motor	Max. flow rate	Max. TDH	Viscosity	Density	Reference
Electric	100 l/min	6 m	300 cP	1.3	F-PP1000-520
Pneumatic	90 l/min	6 m	800 cP	1.6	F-PP1000-D600

ACCESSORIES

Name	Reference
2" PP dummy bung for Ø 40 mm probe	TUD-PP
Hose tail connector PP Ø 25	RA-PP
PVC hose Ø 25 (per metre)	1401
Discharge kit with 2 m of PVC hose Ø 25 mm, PP fittings and PP manual gun / Viton gaskets TOPW1PPV	RF25PP

Other materials or hose Ø on request

D600

Aggressive fluids - bases

Construction: stainless steel

Max. temperature: 100 °C.
Single-phase motor 230 V, 50 Hz, 520 W with 5 m of cable and on/off switch. IP 24.
600 W pneumatic motor.
Motor/pump coupling: 1/8 turn quick connector.
Length of probe: 1,000 mm. Exterior Ø: 40 mm.

On request:

Probe length 700, 1,200 mm or made to measure. 850 W motor or variable speed.

Motor	Max. flow rate	Max. TDH	Viscosity	Density	Reference
Electric	110 l/min	6 m	300 cP	1.3	F-INOX1000-520
Pneumatic	120 l/min	6 m	800 cP	1.6	F-INOX1000-D600

ACCESSORIES

Name	Reference
2" PP dummy bung for Ø 40 mm probe	TUD-PP
Hose tail coupler in stainless steel Ø 25 with PTFE gasket	RA-INOX
Volukler hose Ø 25 (per metre)	1450
Discharge kit with 2 m of Ø 25 mm Volukler hose, stainless steel fittings and manual gun, PTFE gaskets TOPW1LN	RF25INOX

Other materials or hose Ø on request

D600



TUD-PP

RA-PP

RA-INOX

Consult us to validate the compatibility of pump materials and accessories with your product

Strong acids - strong bases - aggressive fluids

Construction: PVDF, Hastelloy C

Max. temperature: 80 °C.
Single-phase motor 230 V, 50 Hz, 520 W with 5 m of cable and on/off switch. IP 24.
600 W pneumatic motor.
Motor/pump coupling: 1/8 turn quick connector.
Length of probe: 1,000 mm. Exterior Ø: 40 mm.

On request:

Probe length 700, 1,200 mm or made to measure. 850 W motor or variable speed.

D600

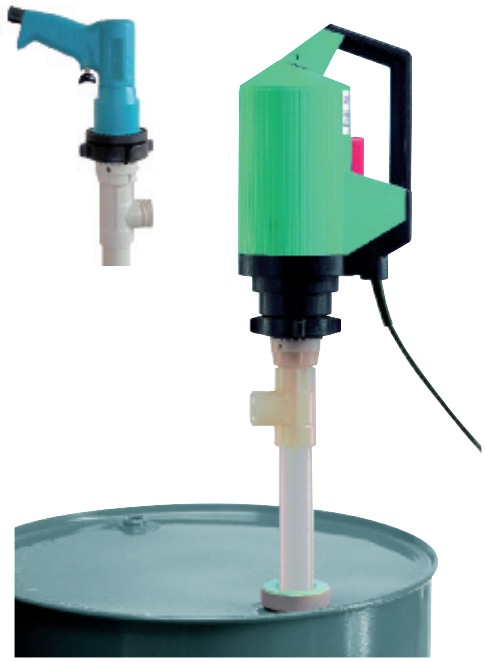

Motor	Max. flow rate	Max. TDH	Viscosity	Density	Reference
Electric	100 l/min	6 m	300 cP	1.3	F-PVDF1000-520
Pneumatic	90 l/min	7 m	800 cP	1.6	F-PVDF1000-D600

ACCESSORIES

Name	Reference
2" PP dummy bung for Ø 40 mm probe	TUD-PP
Hose tail connector PVDF Ø 25	RA-PVDF
CHEMI-KLER hose Ø 25 (per meter)	1405
Discharge kit with 2 m of Ø 25 mm CHEMI-KLER hose, PVDF fittings and manual gun / Viton gaskets TOPW1LN	RF25PVDF

Other materials or hose Ø on request

Pump compliant with ATEX standard 94/9/EC

Construction: stainless steel 1.4571 (316 Ti) ATEX II 2G IIB T3:

Max. temperature: 100 °C.
Max. viscosity: 800 cP. Max. density: 1.6.
Single-phase motor 230 V, 50 Hz, 700 W with 5 m of cable and on/off switch. IP 54 and non-Atex plug.
600 W pneumatic motor.
Motor/pump coupling: 1/8 turn quick connector.
Length of probe: 1,000 mm. Exterior Ø: 40 mm.

D600

Motor		Max. flow rate	Max. TDH	Reference
Electric	Ex	135 l/min	7 m	F-INOX1000-700EX
Pneumatic	Ex	120 l/min	8 m	F-INOX1000-D600EX

ACCESSORIES

Name	Reference
2" dummy bung in stainless steel for Ø 40 mm probe	TUD-INOX
Brass socket fitting for Ø 25 mm hose	RA-LAITON
VOLUKLER hose Ø 25 with anti-static wire (per metre)	1450
Atex equipotential cable	2282
Discharge kit with 2 m of VOLUKLER Ø 25 mm hose, brass half-shell clamps, 1/4 turn stainless steel valve and stainless steel spout	RF25INOX-EX

Other materials or hose Ø on request

ECCENTRIC ROTOR BARREL PUMPS

Technical data

- Pump to empty kegs, IBCs or tanks for fluid or moderately viscous liquids
- Liquid temperature 100 °C max
- Carbon/ceramic mechanical seal, Viton® gasket
- Tube, shaft and rotor in 316 Ti stainless steel (1.4571)
- PTFE stator
- Motor 0.37 kW, 1,400 rpm

New

STAINLESS STEEL ROTOR

SD PROBE

Voltage	Orifice Ø	Exterior Ø of the probe	Max. flow rate	Max. pressure	Max. viscosity	Weight	Reference
230 Volts single phase	1 1/4"	40 mm	8 l/min	5 bar	5,000 mPas	10	SB-DS8.1-PD500M
230 Volts single phase	1 1/2"	54 mm	23 l/min	4 bar	3,000 mPas	12	SB-DS20.1-PD500M
230 Volts single phase	1 1/2"	54 mm	39 l/min	3 bar	2,000 mPas	12	SB-DS40.1-PD500M
230 Volts single phase	1 1/2"	54 mm	75 l/min	2 bar	1,000 mPas	12	SB-DS80.1-PD500M

Technical data

- Pump to empty barrels, IBCs or tanks for highly viscous liquids
- Temperature of the liquid 80 °C max. for the NBR version / 140 °C max. for the PTFE version
- Seal via carbide/carbide, carbon/chrome-nickel mechanical seal or PTFE graphite packing, FPM gasket
- Ø 54 mm probe with a Quick Connect Coupling (QCC) version for fast assembly / disassembly or a Simple Disassembly (SD) version for food products
- NBR or PTFE stator
- Motor: three-phase 230/400 Volts 300, 500, 700 or 900 rpm, three-phase 230/400 Volts Atex
- Pneumatic motor 0.6 or 1.1 kW

New

QCC PROBE

Orifice Ø	Motor	Max. flow rate	Max. pressure	Max. viscosity	Weight	Reference
1 1/2"	0.37 to 1.5 kW	4 to 15 l/min	6 bar	100,000 mPas	22 to 35 kg	DS20.1 RANGE
1 1/2"	0.75 to 1.5 kW	8 to 25 l/min	6 bar	100,000 mPas	22 to 35 kg	DS40.1 RANGE
1 1/2"	0.75 to 1.5 kW	8 to 25 l/min	10 bar	100,000 mPas	22 to 35 kg	DS40.2 RANGE
1 1/2"	0.75 to 1.5 kW	16 to 50 l/min	6 bar	80,000 mPas	22 to 35 kg	DS80.1 RANGE

Flow depends on motor speed

rpm	l/min	l/min	l/min
900	15	25	50
700	9	19	39
500	6	14	27
300	4	8	16
	DS20.1	DS40.1 AND DS402	DS80.1

Viscosity / Motor speed / Motor power

Motor speed depends on the viscosity for a DS40.1-type pump

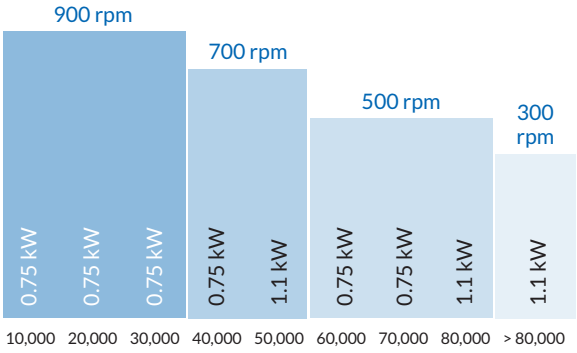

Viscosity in mPas

Bronze body

Description

Helical screw electric pumps with bronze body, widely used by the maritime industry for the transfer of:
waste tanks, waste water from toilets, heavy liquids with suspended solid particles, viscous and oily liquids like lubricating oil, used oil, fuel oil, diesel, etc.

Technical data

- Bronze pump body
- Motor 0.55 kW, 1,400 rpm
- Max. viscosity 500 cPo
- Suction capacity 3 m

New

MO-B-44C1



Voltage	Orifice Ø	Max. flow rate	Max. pressure	Hard particles	Soft particles	Weight	Reference
12	1"	2.8 m³/h	3.5 bar	3.2 mm	6.4 mm	15	MO-B-44C1
24	1"	2.8 m³/h	3.5 bar	3.2 mm	6.4 mm	15	MO-B-44C2
230 V single phase	1"	2.8 m³/h	3.5 bar	3.2 mm	6.4 mm	16.5	MO-B-44
230/400 V three phase	1"	2.8 m³/h	3.5 bar	3.2 mm	6.4 mm	16.5	MO-B-45

Stainless steel body

Description

Helical screw electric pumps for the transfer of pourable food or chemical products, dense fluids with suspended particles, viscous fluids (olive oil).

Technical data

- Stainless steel pump body
- Viscosity max 500 cPo for a rotary speed of 1,400 rpm // 1,500 cPo pour 900 rpm
- Suction capacity 3 m

New

MO-I-44

Voltage	Power	Rotation speed	Orifice Ø	Max. flow rate	Max. pressure	Hard particles	Soft particles	Weight	Reference
230 V single phase	0.25	1,400 rpm	3/4"	0.6 m³/h	7 bar	1.8 mm	3.6 mm	8.2	MO-I-24
230/400 V three phase	0.25	1,400 rpm	3/4"	0.6 m³/h	7 bar	1.8 mm	3.6 mm	8.2	MO-I-25
230/400 V three phase	0.18	900 rpm	3/4"	0.45 m³/h	7 bar	1.8 mm	3.6 mm	8.2	MO-I-25-900
24	0.55	1,400 rpm	1"	3.1 m³/h	4 bar	3.2 mm	6.4 mm	17	MO-I-44C2
230 V single phase	0.55	1,400 rpm	1"	3.1 m³/h	4 bar	3.2 mm	6.4 mm	17	MO-I-44
230 V single phase	0.55	900 rpm	1"	2 m³/h	4 bar	3.2 mm	6.4 mm	17	MO-I-44-900
230/400 V three phase	0.55	1,400 rpm	1"	3.1 m³/h	4 bar	3.2 mm	6.4 mm	17	MO-I-45
230/400 V three phase	0.55	900 rpm	1"	2 m³/h	4 bar	3.2 mm	6.4 mm	17	MO-I-45-900
24	1.5	1,400 rpm	1 1/2"	7 m³/h	4 bar	2.8 mm	5.6 mm	28	MO-I-100C2
230 V single phase	1.5	1,400 rpm	1 1/2"	7 m³/h	4 bar	2.8 mm	5.6 mm	28	MO-I-100
230 V single phase	1.1	900 rpm	1 1/2"	4.5 m³/h	4 bar	2.8 mm	5.6 mm	28	MO-I-100-900
230/400 V three phase	1.5	1,400 rpm	1 1/2"	7 m³/h	4 bar	2.8 mm	5.6 mm	28	MO-I-101
230/400 V three phase	1.1	900 rpm	1 1/2"	4.5 m³/h	4 bar	2.8 mm	5.6 mm	28	MO-I-101-900

PNEUMATIC MEMBRANE PUMPS
Plastic and metal

Consult us to validate the compatibility of pump materials and accessories with your product

Specifications and advantages:
- General purpose industrial pumps, hygienic design with moulded membranes.
- Quick connectors to facilitate installation, dry operation with no damage.
- Max. flow rate: 1.59 m³/h.
- Max. viscosity 750 cPo.
- Pressure: 1.4 to 6.9 bar.
- Self-priming from dry: 4.5 m.
- Self-priming from wet: 6 m.
- Orifices: Ø 10 and Ø 13 mm.

PP3/8V

Body	Membrane	Springs	Applications	Weight	Reference
PP	Viton®	Hastelloy®	Wide range of chemical products	0.54 kg	PP3/8V

Construction materials:
- Body: Acetal (AC), Polypropylene (PP), Aluminium (AL), Stainless steel, PVDF
- Diaphragms: PTFE, Santoprene®, NBR, etc.

Specifications and advantages:
- Pumps suitable for the transfer of aggressive and/or viscous liquids. Plastic pumps are recommended for strong acids and bases.
- Self-priming pumps from dry. The height of priming depends on whether the pump is wet or dry.
- Flow can be regulated by the adjustment of the pressure and the air intake (see accessories).
- In case of empty operation, the pump continues to operate without heating and without wear.

Metal pumps have good resistance to solvents, hydrocarbons, etc.
If the liquid discharge is closed, the pump cuts off automatically without damage.

1/4" pump orifices

Pumps:
- Orifices 1/4" F and 3/4" M
- Flow rate up to 20 l/m
- Pressure 7 bar
- Max. suction height 2 m (dry),
- 7 m (wet membranes)
- Particles: 2 mm
- Air consumption: 2.4 at 12 Nm3/h
- Max. viscosity 2000 centipoises
- Atex version (Ex II2 GD IIB/IIC 95°C)

New

PP1/4SAN

Body construction	Membranes	Balls	Sockets	Other contact parts	Applications	Weight	Reference
PP	Santoprene®	PTFE	PP	Stainless steel, EPDM	Water-based liquids, liquids with diluted acids or bases, AdBlue	1.2	PP1/4SAN
Acetal	PTFE	PTFE	Acetal	Stainless steel	Wide range of chemical compatibility. Recommended for use with halogenated solvents	1.2	Ex AC1/4PTFE-EX
PVDF	PTFE	PTFE	PVDF	Hastelloy® C	Wide range of chemical compatibility. Recommended for use with acids or bases	1.2	Ex PVDF1/4PTFE-EX

Accessories page 39

1/2" orifices - plastic series pumps

Pumps:

- 1/2" orifices
- Flow rate up to 50 l/min
- Pressure 8 bar
- Max. suction height 6 m (dry), 8 m (wet diaphragms)
- Particles: 3 mm
- Air consumption: 3 at 22 Nm³/h
- Max. viscosity 5,000 centipoises
- Atex version (Ex II2 GD IIB/IIC 95°C)

New

PVDF1/2PTFE-EX

PP1/2PTFE-EX

Body construction	Membranes	Balls	Sockets	Other contact parts	Applications	Weight	Reference
PP	Santoprene®	PTFE	PP	Stainless steel, EPDM	Water-based liquids, liquids with diluted acids or bases, AdBlue, etc.	2.2	PP1/2SAN
PP conductor	PTFE	PTFE	Inox	Stainless steel	Lubricants, used oil, cooling liquid, transmission fluid, windscreen fluid, solvents, etc.	2.2	PP1/2PTFE-EX
PDVF conductor	PTFE	PTFE	PVDF	Hastelloy® C	Wide range of chemical compatibility. Recommended for use with acids or bases	2.2	PVDF1/2PTFE-EX

Accessories page 39

1/2" orifices - metal series pumps

Pumps:

- 1/2" orifices
- Flow rate up to 50 l/min
- Pressure 8 bar
- Max. suction height 6 m (dry), 8 m (wet diaphragms)
- Particles: 3 mm
- Air consumption: 3 at 22 Nm³/h
- Max. viscosity 5,000 centipoises
- Atex version (Ex II2 GD IIB/IIC 95°C)

AL1/2PTFE-EX

Body construction	Membranes	Balls	Sockets	Other contact parts	Applications	Weight	Reference
AL	NBR	PTFE	Stainless steel	-	Lubricants, used oil, diesel, cooling liquid	3.5	AL1/2NBR-EX
AL	PTFE	PTFE	Stainless steel	-	ATEX pump for solvents (acetone, acetates, aldehydes), ink, lacquers, paint, etc.	3.5	AL1/2PTFE-EX
Inox	PTFE	PTFE	Stainless steel	-	Wide range of compatibility with chemicals, ink and varnish. Recommended for use with halogenated solvents.	3.5	INOX1/2PTFE-EX

Accessories page 39

1" orifices - 100 litres/min

Pumps:

- 1" orifices
- Flow rate up to 100 l/m
- Pressure 8 bar
- Max. suction height 4.5 m (dry), 7 m (wet membranes)
- Particles: 4 mm
- Air consumption: 3 at 30 Nm³/h
- Max. viscosity 5,000 centipoises
- Atex version (Ex II2 GD IIB/IIC 95°C)

PP1SAN

AL1PTFE-EX

Body construction	Membranes	Balls	Sockets	Other contact parts	Applications	Weight	Reference
PP	Santoprene®	PTFE	PP	Stainless steel, EPDM	Water-based liquids, liquids with diluted acids or bases, AdBlue, etc.	5.1	PP1SAN
PP conductor	PTFE	PTFE	Inox	Stainless steel	Lubricants, used oil, cooling liquid, transmission fluid, windscreen fluid, solvents, etc.	5.1	PP1PTFE-EX
PDVF conductor	PTFE	PTFE	PVDF	Hastelloy® C	Wide range of chemical compatibility. Recommended for use with acids or bases.	5.1	PVDF1PTFE-EX
AL	NBR	PTFE	Stainless steel	-	Lubricants, used oil, diesel, cooling liquid	7.2	AL1NBR-EX
AL	PTFE	PTFE	Stainless steel	-	ATEX pump for solvents (acetone, acetates, aldehydes), ink, lacquers, paint, etc.	7.2	AL1PTFE-EX
Inox	PTFE	PTFE	Stainless steel	-	Wide range of compatibility with chemicals, ink and varnish. Recommended for use with halogenated solvents.	11.2	INOX1PTFE-EX

Accessories page 39 and 73

1" orifices - 200 litres/min

Pumps:

- 1" orifices and flange PN10 DN25
- Flow rate up to 200 l/m
- Pressure 8 bar
- Max. suction height 5 m (dry), 8 m (wet membranes)
- Particles: 6 mm
- Air consumption: 6 at 60 Nm³/h
- Max. viscosity 5,000 centipoises
- Atex version (Ex II2 GD IIB/IIC 95°C)

New

AL1-200-NBR-EX

Body construction	Membranes	Balls	Sockets	Other contact parts	Applications	Weight	Reference
PP	Santoprene®	PTFE	PP	Stainless steel, EPDM	Water-based liquids, liquids with diluted acids or bases, AdBlue, etc.	10.5	PP1-200-SAN
PP conductor	PTFE	PTFE	Stainless steel	Stainless steel	Lubricants, used oil, diesel, cooling liquid, transmission fluid, windscreen fluid, solvents, etc.	10.6	PP1-200-PTFE-EX
PDVF conductor	PTFE	PTFE	PVDF	Hastelloy® C	Wide range of chemical compatibility. Recommended for use with acids or bases	10.5	PVDF1-200-PTFE-EX
AL	NBR	PTFE	Stainless steel	-	Lubricants, used oil, diesel, cooling liquid	11.5	AL1-200-NBR-EX
AL	PTFE	PTFE	Stainless steel	-	ATEX pump for solvents (acetone, acetates, aldehydes), ink, lacquers, paint, etc.	11.5	AL1-200-PTFE-EX
Stainless steel	PTFE	PTFE	Stainless steel	-	A wide range of compatibility with chemical products, ink and varnish. Recommended for use with halogenated solvents.	20	INOX1-200-PTFE-EX

Accessories page 39 and 73

1 1/2" orifices - 250 litres/min

Pumps:

- 1 1/2" orifices
- Flow up to 250 l/m
- Pressure 8 bar
- Max. suction height 5 m (dry), 8 m (wet membranes)
- Particles: 6 mm
- Air consumption: 6 at 87 Nm3/h
- Max. viscosity 10,000 centipoises
- Atex version (Ex II2 GD IIB/IIC 95°C)

New

AL112PTFE-EX



Body construction	Membranes	Balls	Sockets	Other contact parts	Applications	Weight	Reference
AL	PTFE	PTFE	Stainless steel	-	ATEX pump for solvents (acetone, acetates, aldehydes), ink, lacquers, paints, etc.	20	AL112PTFE-EX

Accessories

Characteristics	Orifices	Weight	Reference
Air pressure regulator filter (for 1/4", 1/2" and 1" pumps)	1/4'' F	0.6	FR14
Air pressure regulator filter (for 1" and 1 1/2" pumps)	1/2'' F	0.8	FR12

FR14

Characteristics	Orifices	Weight	Reference
Needle valve to regulate air flow (for 1/4", 1/2" and 1" pumps)	1/4'' F	0.08	VP14
Needle valve to regulate air flow (for 1" and 1 1/2" pumps)	1/4'' F	0.22	VP14-2

VP14

ELECTRIC TURBINE PUMPS FOR HYDROCARBONS

Electric turbine diesel pump 2,800 rpm



JEV10INDUS



JEV11



JEV15



JET08

Characteristics	Power	Voltage	Amperage	Orifice Ø	Max. flow rate	Max. TDH	Weight	Reference
Switch and cable	0.37	230 V single phase	2.5	1"	2.2 m³/h	20 m	9	JEV10DOM
	0.37	230 V single phase	2.5	1"	2.2 m³/h	20 m	9	JEV10INDUS
	0.37	230/400 V three-phase	1.1	1"	2.2 m³/h	20 m	9	JEV11
	0.75	230 V single phase	6	1"	3.6 m³/h	60 m	11.2	JEV14
	0.75	230/400 V three-phase	2.2	1"	3.6 m³/h	60 m	11.2	JEV15
	0.55	230 V single phase	4.1	1"	6 m³/h	14 m	18	JET08
Open turbine	0.55	230/400 V three-phase	1.4	1"	6 m³/h	14 m	18	JET09

Equipment page 73

Complete keg-emptying apparatus

Pump with holster and hose: at discharge, 4 m of hose with manual or automatic gun; at suction, foot check valve, 1 steel probe length 1 m Ø 1" + 2" bung. Optional meter.
Three phase motor on request.

FJEV1033A

FJEV10

FJEV10A

FJEV1033

Characteristics	Power	Voltage	Amperage	Orifice Ø	Max. flow rate	Max. TDH	Weight	Reference
Manual delivery gun	0.37	230 V single phase	2.5	1"	2.2 m³/h	20 m	15	FJEV10
Automatic delivery gun	0.37	230 V single phase	2.5	1"	2.2 m³/h	20 m	15.6	FJEV10A
K33 meter and manual delivery gun	0.37	230 V single phase	2.5	1"	2.2 m³/h	20 m	16.4	FJEV1033
K33 meter and automatic delivery gun	0.37	230 V single phase	2.5	1"	2.2 m³/h	20 m	17	FJEV1033A

Full distribution apparatus

Pump with installation bracket: at discharge, 4 m of hose with manual or automatic gun; at suction, foot check valve - connectors, Ø 32 tube, length to be determined ref.1414. Optional meter.
Three phase motor on request.

JEV1033A

JEV10EQ



JEV10EQA



JEV1033

Characteristics	Power	Voltage	Amperage	Orifice Ø	Max. flow rate	Max. TDH	Weight	Reference
Manual delivery gun	0.37	230 V single phase	2.5	1"	2.2 m³/h	20 m	14	JEV10EQ
Automatic delivery gun	0.37	230 V single phase	2.5	1"	2.2 m³/h	20 m	14	JEV10EQA
K33 meter and manual delivery gun	0.37	230 V single phase	2.5	1"	2.2 m³/h	20 m	14	JEV1033
K33 meter and automatic delivery gun	0.37	230 V single phase	2.5	1"	2.2 m³/h	20 m	14	JEV1033A

ELECTRIC PUMP SETS

With manual priming pump and back-up pump

Fuel - diesel

These diesel pumping kits consist of a manual and an electric pump.
The manual pump has a dual function: it is a priming pump for the diesel circuit and a back-up pump in case of electrical failure.

F10020

1 electric pump (2 m³/h - TDH 20 m) + 1 manual pump (0.9 m³/h)

Name	Type	Power	Voltage	Amperage	Orifice Ø suction	Orifice Ø discharge	Weight	Reference
JEV10Indus + HT020	single phase	0.37	230	2.5	1"	3/4"	13.2	F10020
JEV11 + HT020	three phase	0.37	400	1.1	1"	3/4"	13.2	F11020



PA111

1 electric pump (2 m³/h - TDH 20 m) + 1 manual pump (1.3 m³/h) + 1 metal body

Name	Type	Power	Voltage	Amperage	Orifice Ø suction	Orifice Ø discharge	Weight	Reference
JEV10Indus + EZ1RS	single phase	0.37	230	2.5	1"	1"	17.9	PA110
JEV11 + EZ1RS	three phase	0.37	400	1.1	1"	1"	17.9	PA111

PA0011

PA0051

2 electric pumps (2 m³/h - TDH 20 m) + 1 manual pump (1.3 m³/h) + 1 metal body

Name	Type	Power	Voltage	Amperage	Orifice Ø suction	Orifice Ø discharge	Weight	Reference
2 x JEV10Indus + EZ1RS	single phase	0.37	230	2.5	1"	1"	36	PA0010
2 x JEV11 + EZ1RS	three phase	0.37	400	1.1	1"	1"	36	PA0011

2 electric pumps (1 m³/h - 10 bar max.) + 1 manual pump (1.3 m³/h) + 1 metal body

Name	Type	Power	Voltage	Amperage	Orifice Ø suction	Orifice Ø discharge	Weight	Reference
2xJEV51+HT1	three phase	0.75	400	2.1	1"	1"	46	PA0051

Other flow rates on request

PA0015

PA00303



2 electric pumps (3.6 m³/h - TDH 60 m) + 1 manual pump (1.3 m³/h) + 1 metal body

Name	Type	Power	Voltage	Amperage	Orifice Ø suction	Orifice Ø discharge	Weight	Reference
2 x JEV14 + EZ1RS	single phase	0.75	230	6	1"	1"	41	PA0014
2 x JEV15 + EZ1RS	three phase	0.75	400	2.2	1"	1"	41	PA0015

2 electric pumps (5.9 m³/h - TDH 40 m) + 1 manual pump (1.3 m³/h) + 1 metal body

Name	Type	Power	Voltage	Amperage	Orifice Ø suction	Orifice Ø discharge	Weight	Reference
2 x JEV302 + EZ1RS	single phase	1.5	230	4.8	1"	1"	52	PA00302
2 x JEV303 + EZ1RS	three phase	1.5	400	1.6	1"	1"	52	PA00303

ELECTRIC VANE PUMPS FOR HYDROCARBONS

Electric vane pumps for diesel - self-priming

JEV2500

JEV2501

JEV58

JEV59

Characteristics	Power	Voltage	Amperage	Orifice Ø	Max. flow rate	Max. TDH	Weight	Reference
Switch and cable	0.37	230 V single phase	2.2	1"	3.4 m³/h	15 m	6.8	JEV2500
	0.4	230/400 V three phase	1.1	1"	3.4 m³/h	15 m	6.8	JEV2501
Switch and cable	0.5	230 V single phase	3.5	1"	4.5 m³/h	18 m	12.8	JEV48
	0.55	230/400 V three phase	1.6	1"	4.5 m³/h	18 m	10.8	JEV49
Switch and cable	0.75	230 V single phase	4.6	1"	6 m³/h	17 m	14.8	JEV58
	0.75	230/400 V three phase	2.2	1"	6 m³/h	17 m	13.8	JEV59

Equipment page 73

Fuel - diesel

FJEV2533A

FJEV2500

FJEV2500A

FJEV2533

Complete barrel-emptying apparatus:

Pump with holster and hose: at discharge, 4 m of hose with manual or automatic gun; at suction, steel probe length 1 m Ø 1" + 2" bung - Optional meter.

Three-phase motor on request.

Characteristics	Power	Voltage	Amperage	Orifice Ø	Max. flow rate	Max. TDH	Weight	Reference
Manual delivery gun	0.37	230 V single phase	2.2	1"	3.4 m³/h	15 m	14	FJEV2500
Automatic delivery gun	0.37	230 V single phase	2.2	1"	3.4 m³/h	15 m	14.6	FJEV2500A
K33 meter and manual delivery gun	0.37	230 V single phase	2.2	1"	3.4 m³/h	15 m	15.4	FJEV2533
K33 meter and automatic delivery gun	0.37	230 V single phase	2.2	1"	3.4 m³/h	15 m	16	FJEV2533A

Full distribution apparatus

Pump with installation bracket: at discharge, 4 m of hose with manual or automatic gun; at suction, foot check valve, connectors - Ø 32 tube - length to be determined ref.1414 - Optional meter.
Three-phase motor on request.

JEV4833A

JEV25EQ



JEV25EQA

JEV2533

Characteristics	Power	Voltage	Amperage	Orifice Ø	Max. flow rate	Max. TDH	Weight	Reference
Manual delivery gun	0.37	230 V single phase	2.2	1"	3.4 m³/h	15 m	13	JEV25EQ
Manual delivery gun	0.55	230 V single phase	3.5	1"	4.5 m³/h	18 m	18	JEV48EQ
Automatic delivery gun	0.37	230 V single phase	2.2	1"	3.4 m³/h	15 m	13.5	JEV25EQA
Automatic delivery gun	0.55	230 V single phase	3.5	1"	4.5 m³/h	18 m	18	JEV48EQA
K33 meter and manual delivery gun	0.37	230 V single phase	2.2	1"	3.4 m³/h	15 m	15	JEV2533
K33 meter and manual delivery gun	0.55	230 V single phase	3.5	1"	4.5 m³/h	18 m	20	JEV4833
K33 meter and automatic delivery gun	0.37	230 V single phase	2.2	1"	3.4 m³/h	15 m	15.5	JEV2533A
K33 meter and automatic delivery gun	0.55	230 V single phase	3.5	1"	4.5 m³/h	18 m	20	JEV4833A

CUBE50

CUBE70MC

COJEV5833A

Housed diesel distributor: 4 m of hose and automatic delivery gun

Characteristics	Power	Voltage	Amperage	Orifice Ø	Max. flow rate	Max. TDH	Weight	Reference
Diesel distributor with K33 meter	0.37	230 V single phase	2.2	1"	3.4 m³/h	15 m	21	CUBE50
Diesel distributor with K33 meter	0.5	230 V single phase	3.3	1"	4.3 m³/h	13 m	25	CUBE70
Multi-user diesel distributor with electronic meter	0.5	230 V single phase	3.3	1"	4.3 m³/h	13 m	25	CUBE70MC

Housed diesel distributor: 4 m of hose and automatic delivery gun

Characteristics	Power	Voltage	Amperage	Orifice Ø	Max. flow rate	Max. TDH	Weight	Reference
Diesel distributor with K33 meter and automatic delivery gun	0.37	230 V single phase	2.2	1"	3.4 m³/h	15 m	21	COJEV2533A
Diesel distributor with K33 meter and automatic delivery gun	0.75	230 V single phase	4.6	1"	6 m³/h	17 m	46.6	COJEV5833A

Oil - diesel

JEV20

JEV21

Vane pump, max. viscosity: 500 cSt (mm²/s)

Rotation speed	Power	Voltage	Amperage	Orifice Ø	Max. flow rate	Max. TDH	Weight	Reference
1,400 rpm	0.75	230 V single phase	4.6	1"	1.5 m³/h	60 m	14.3	JEV20
1,400 rpm	0.75	230/400 V three phase	2.2	1"	1.5 m³/h	60 m	12.8	JEV21
1,400 rpm	1.6	230 V single phase	7.8	1"	3 m³/h	50 m	14	JEV22
1,400 rpm	2	230/400 V three phase	5	1"	3 m³/h	50 m	15	JEV23

Equipment page 73

Complete keg-emptying apparatus

Equipped pump:
discharge: 4 m with manual delivery gun
suction: 1 m telescopic probe
+ quick keg attachment.

FJEV20



Rotation speed	Power	Voltage	Amperage	Orifice Ø	Max. flow rate	Max. TDH	Weight	Reference
1,400 rpm	0.75	230 V single phase	4.6	1"	1.5 m³/h	60 m	18	FJEV20
1,400 rpm	0.75	230/400 V three phase	2.2	1"	1.5 m³/h	60 m	16.5	FJEV21
1,400 rpm	1.6	230 V single phase	7.8	1"	3 m³/h	50 m	21	FJEV22
1,400 rpm	2	230/400 V three phase	5	1"	3 m³/h	50 m	21	FJEV23

Mobile filtration unit for diesel - oil

Cart with vane pump, 10-micron cartridge filter, suction and discharge kit.
Oil from 50 to 500 cSt (mm^2/s)

FILTRO20

Rotation speed	Power	Voltage	Amperage	Orifice Ø	Max. flow rate	Max. TDH	Weight	Reference
1,400 rpm	0.75	230 V single phase	4.6	1"	1.5 m^3/h	60 m	25	FILTRO20
1,400 rpm	0.75	230/400 V three phase	2.2	1"	1.5 m^3/h	60 m	25	FILTRO21
1,400 rpm	1.6	230 V single phase	7.8	1"	3 m^3/h	50 m	28	FILTRO22
1,400 rpm	2	230/400 V three phase	5	1"	3 m^3/h	50 m	28	FILTRO23

Mobile filtration apparatus with double filter. This filtration apparatus guarantees double filtration for oil and diesel by absorbing water and impurities.
The filtration capacity of the first cartridge is 30 µ with water absorption, the second cartridge has a filtration of 5 µ for impurities. The apparatus includes a 3 m flexible suction hose 3 m with an incorporated foot valve and 3 m of hose at discharge. Cart with large diameter wheels and a holding tank.

New

FILTROLL

Rotation speed	Power	Voltage	Amperage	Orifice Ø	Max. flow rate	Max. TDH	Weight	Reference
1,400 rpm	0.75	230 V single phase	4.6	1"	1.5 m^3/h	60 m	42	FILTROLL

Diesel: all models

Oil: JEV40, JEV41, JEV50, JEV51, JEV71 and JEV81

Thick oil: JEV41, JEV51 JEV71 and JEV81

JEV51

JEV50

Rotation speed	Power	Voltage	Amperage	Orifice Ø	Max. flow rate	Max. TDH	Weight	Reference
1,400 rpm	0.2	230 V single phase	2.3	3/8"	0.22 m³/h	60 m	9	JEV30
1,400 rpm	0.2	400 V three phase	0.8	3/8"	0.22 m³/h	60 m	9	JEV31
1,400 rpm	0.4	230 V single phase	3.8	3/4"	0.5 m³/h	100 m	10	JEV40
1,400 rpm	0.4	400 V three phase	1.5	3/4"	0.5 m³/h	100 m	10	JEV41
1,400 rpm	0.75	230 V single phase	6	1"	1 m³/h	80 m	15	JEV50
1,400 rpm	0.75	400 V three phase	2.2	1"	1 m³/h	100 m	15	JEV51
1,400 rpm	0.75	400 V three phase	2.2	1"	1.6 m³/h	60 m	15	JEV61
950 rpm	1.5	400 V three phase	4.1	1 1/4"	2.5 m³/h	100 m	36	JEV71
1,400 rpm	2.2	400 V three phase	5.1	1 1/4"	3.5 m³/h	80 m	37	JEV81
1,400 rpm	3	400 V three phase	7.1	1 1/4"	5 m³/h	100 m	46	JEV91

ELECTRIC GEAR PUMPS - ATEX MOTOR

Description

- Electric geared pump.
- Self-priming.
- Max. suction height 5 m.
- Working temperature 110 °C max.
- ATEX motor II 2 GD c T4 II B.

Rotation speed	Power	Voltage	Amperage	Orifice Ø	Max. flow rate	Max. TDH	Weight	Reference
1,400 rpm	0.4	230/400 V three phase	1.5	3/4" F	0.5 m³/h	100 m	13.8	JEV41EX
1,400 rpm	0.75	230/400 V three phase	2.2	1" F	1 m³/h	100 m	37	JEV51EX
1,400 rpm	1.5	230/400 V three phase	4.1	1 1/4" F	2.5 m³/h	100 m	58	JEV71EX
1,400 rpm	2.2	230/400 V three phase	5.1	1 1/4" F	3.5 m³/h	80 m	59	JEV81EX

Oil



JEV44

New



JEV44-P

JEV44-P: pump with pressure switch

Rotation speed	Power	Voltage	Amperage	Orifice Ø	Max. flow rate	Max. TDH	Weight	Reference
1,250 rpm	1.2	230 V single phase	6	1" F	0.54 m³/h	250 m	12.5	JEV42
1,450 rpm	0.8	230 V single phase	3.8	1" F	0.54 m³/h	120 m	9	JEV42-12B
1,450 rpm	0.75	230/400 V three phase	2.5	1" F	0.54 m³/h	250 m	12.5	JEV43
1,450 rpm	0.6	230/400 V three phase	1.5	1" F	0.54 m³/h	120 m	9	JEV43-12B
1,400 rpm	1.25	230 V single phase	6	1" F	0.9 m³/h	120 m	12.5	JEV44
1,400 rpm	1.2	230/400 V three phase	2.7	1" F	0.9 m³/h	120 m	12.5	JEV45
1,400 rpm	1.25	230 V single phase	6	1" F	0.9 m³/h	120 m	15	JEV44-P

Complete keg-emptying apparatus:

- Pump JEV44 with 1 m length rigid tube and attachment bung at suction.
- 4 m rubber hose with shell clamps and delivery gun at discharge.

New

F-JEV44

New

F-JEV44-KPP

Shared characteristics

- Pump with single phase motor.
- 230 Volts.
- Rotation speed 1,400 rpm.
- Amperage 6 A.
- Power 1.25 kW.
- 1" orifices.

Type of gun	Max. flow rate	Max. TDH	Weight	Reference
Manual delivery gun	0.9 m³/h	120 m	19	F-JEV44
Manual delivery gun + pressure switch	0.9 m³/h	120 m	19	F-JEV44P
Delivery gun with mechanical meter	0.9 m³/h	120 m	19	F-JEV44-KPM
Delivery gun with electronic meter	0.9 m³/h	120 m	19	F-JEV44-KPR
Delivery gun with preselection meter	0.9 m³/h	120 m	19	F-JEV44-KPP

ELECTRIC SIDE CHANNEL PUMPS

Pump body and turbine in brass

Water - seawater - oil 80 mm²/s - diesel

JEV200

JEV302

Electric pump with dual rotation direction

Characteristics	Power	Voltage	Amperage	Orifice Ø	Max. flow rate	Max. TDH	Weight	Reference
Hose tail connector Ø 20 mm	0.37	230 V single phase	2.5	3/4"	2 m³/h	20 m	6	JEV200
Hose tail connector Ø 20 mm	0.37	400 V three phase	0.8	3/4"	2 m³/h	20 m	6	JEV201
Hose tail connector Ø 25 mm	0.44	230 V single phase	2.4	1"	3 m³/h	12 m	7.6	JEV300
Hose tail connector Ø 25 mm	0.44	400 V three phase	1.2	1"	3 m³/h	12 m	7.6	JEV301
Hose tail connector Ø 25 mm	1.5	230 V single phase	8.8	1"	5.9 m³/h	42 m	13.2	JEV302
Hose tail connector Ø 25 mm	1.5	400 V three phase	3.6	1"	5.9 m³/h	42 m	13.2	JEV303
Hose tail connector Ø 30 mm	0.75	230 V single phase	4.8	1 1/2"	5.3 m³/h	15 m	12	JEV304
Hose tail connector Ø 30 mm	0.75	400 V three phase	1.6	1 1/2"	5.3 m³/h	15 m	12	JEV305
Hose tail connector Ø 40 mm	0.9	230 V single phase	5.5	1 1/2"	9 m³/h	17 m	14	JEV308
Hose tail connector Ø 40 mm	0.9	400 V three phase	1.9	1 1/2"	9 m³/h	17 m	14	JEV309
Hose tail connector Ø 50 mm	1.5	230 V single phase	11.8	2"	15 m³/h	24 m	21	JEV310
Hose tail connector Ø 50 mm	1.8	400 V three phase	11.2	2"	15.7 m³/h	25 m	21	JEV311

Equipment page 74

Water

Technical data

Compact pressurization unit.
Electric pump with brass body (optional stainless steel).
Pressure switch.
Check valve.
2 litres tank.

New

G30C1-AUTOMINI

Rotation speed	Power	Voltage	Amperage	Orifice Ø	Max. flow rate	Max. TDH	Weight	Reference
2,400 rpm	0.22	DC 12 V	20	3/4" F	1 m³/h	11 m	6.9	G30C1-AUTOMINI
2,400 rpm	0.22	DC 24 V	12	3/4" F	1.2 m³/h	12 m	6.9	G30C2-AUTOMINI
2,800 rpm	0.37	230 V single phase	2.5	3/4" F	1.2 m³/h	20 m	6.7	JEV200-AUTOMINI

Pump with optional stainless steel body

Water - seawater - oil 60 mm²/s - diesel

G30C2



G170C2

For continuous service use

Characteristics	Power	Voltage	Amperage	Orifice Ø	Max. flow rate	Max. TDH	Weight	Reference
Hose tail connector Ø 20 mm	0.22	DC 12 V	20	3/4"	1.4 m³/h	11 m	5.1	G30C1
Hose tail connector Ø 20 mm	0.22	DC 24 V	12	3/4"	1.6 m³/h	12 m	5.1	G30C2
Hose tail connector Ø 25 mm	0.45	DC 12 V	37	1"	3.7 m³/h	11 m	9	G60C1
Hose tail connector Ø 25 mm	0.45	DC 24 V	17	1"	4 m³/h	14 m	9	G60C2
Hose tail connector Ø 40 mm	0.75	DC 24 V	42	1 1/2"	10 m³/h	14 m	15	G170C2

Equipment page 74

PULLEY PUMP

Water - seawater - oil 80 mm²/s - diesel

Technical data

Pulley pump (mechanical or electromagnetic clutch, prefigured for optional hydraulic motor).
Brass body (optional stainless steel).



New

I30

Rotation speed 1,400 rpm		Rotation speed 1,900 rpm		Rotation speed 2,800 rpm		Orifice Ø	Weight	Reference
Max. flow rate	HMT max	Max. flow rate	HMT max	Max. flow rate	HMT max			
0.5 m³/h	7 m	1 m³/h	12 m	2 m³/h	25 m	3/4" M	2	I20
3 m³/h	13 m	4.5 m³/h	25 m	6 m³/h	45 m	1" M	3,8	I25
5.3 m³/h	16 m	7.5 m³/h	32 m	10 m³/h	60 m	1 1/2" M	6.4	I30
9 m³/h	17 m	12 m³/h	32 m	15 m³/h	60 m	1 1/2" M	7.1	I40
16 m³/h	25 m	21 m³/h	50 m			2" M	9.4	I50

ELECTRIC SIDE CHANNEL PUMPS

Pump body and turbine in 316 stainless steel

Liquid chemicals, fertilisers, seawater

GT50M



GT150T

Electric pumps with dual rotation direction, Viton® mechanical seal, stainless steel body and turbine

Rotation speed	Power	Voltage	Amperage	Orifice Ø	Max. flow rate	Max. TDH	Weight	Reference
1,400 rpm	0.44	230 V single phase	3.1	1"M	2.5 m³/h	12 m	9	GT50M
1,400 rpm	0.44	400 V three phase	1.2	1"M	2.5 m³/h	12 m	9	GT50TRI
2,800 rpm	1.5	230 V single phase	8.8	1"M	5.4 m³/h	42 m	13.3	GT130M
2,800 rpm	1.5	400 V three phase	3.6	1"M	5.4 m³/h	42 m	13.3	GT130T
1,400 rpm	0.9	230 V single phase	5.5	1 1/2" M	8.2 m³/h	16 m	14	GT140M
1,400 rpm	0.9	400 V three phase	2	1 1/2" M	8.2 m³/h	16 m	14	GT140T
1,400 rpm	1.5	230 V single phase	11.8	2" M	12.3 m³/h	28 m	20	GT150M
1,400 rpm	1.87	400 V three phase	4.2	2" M	12.3 m³/h	28 m	20	GT150T

ELECTRIC SIDE CHANNEL PUMPS - ATEX MOTOR

Diesel - petrol - alcohol

Technical data

Bronze body and turbine.
Mechanical seal CER/GRA/VITON
1" F orifices.
Motor 2,800 rpm.
Classification of the ATEX motor area:
II 2G IIC c T4.



New

EEX-GR25T

Power	Voltage	Amperage	Max. flow rate	Max. TDH	Orifice Ø	Weight	Reference
0.55 kW	230 V single phase	3.4	3.6 m³/h	18 m	1'' F	18	EEX-GR25M
0.55 kW	230/400 V three phase	1.5	3.6 m³/h	18 m	1'' F	18	EEX-GR25T

DC motor

Description

Pump with low-voltage motor, 316 stainless steel body.
Pourable food products, industrial and chemical liquids, without solid impurities.

New

JEXC2



For continuous service use

Rotation speed	Power	Voltage	Amperage	Orifice Ø	Max. flow rate	Max. TDH	Weight	Reference
2,000 rpm	0.37	DC 12 V	32	1 1/4" M	3.5 m³/h	10 m	9.1	JEX114C1
2,000 rpm	0.37	DC 24 V	20	1 1/4" M	3.5 m³/h	10 m	9.3	JEX114C2
1,400 rpm	1.12	DC 24 V	45	1 1/2" M	7.2 m³/h	22 m	19.9	JEX112C2

Single or three phase AC motor

Description

Pump with single phase or three phase motor, 316 stainless steel body, reversible pump.
Pourable food products, industrial and chemical liquids, without solid impurities.
Available flow rates from 1.5 to 54 m³/h
3/4" orifices at DN80.

JEX10

Electric pumps with dual rotation direction

Characteristics	Power	Voltage	Amperage	Orifice Ø	Max. flow rate	Max. TDH	Weight	Reference
Viton gasket	0.44	230 V single phase	4	1 1/4" M	3 m³/h	20 m	11	JEX10
Viton gasket	0.56	230/400 V three phase	2	1 1/4" M	3 m³/h	20 m	11	JEX11

Diesel

FC3

For intermittent use, max. duration 30 min

Rotation speed	Power	Voltage	Amperage	Orifice Ø	Max. flow rate	Max. TDH	Weight	Reference
2,900 rpm	0.3	DC 12 V	35	1"	3.3 m³/h	15 m	7.5	FC3
1,800 / 3,500 rpm	0.3	DC 12 V / 24 V	16 / 25	1"	2.1 / 4.2 m³/h	15 m	7.5	FC4

Equipment page 73

FEC3

FEC5

For intermittent use, max. duration 30 min. - delivered with switch, clamps and cables

Rotation speed	Power	Voltage	Amperage	Orifice Ø	Max. flow rate	Max. TDH	Weight	Reference
2,900 rpm	0.3	DC 12 V	35	1" - Ø 20	3.3 m³/h	15 m	7.5	FEC3
1,800 / 3,500 rpm	0.3	DC 12 V / 24 V	16 / 25	1" - Ø 20	2.1 / 4.2 m³/h	15 m	7.5	FEC4
2,900 rpm	0.15	DC 12 V	22	Ø 20	3 m³/h	11 m	4.2	FEC5
1,500 / 2,900 rpm	0.15	DC 12 V / 24 V	6 / 11	Ø 20	1.5 / 3 m³/h	10 / 12 m	4.2	FEC6

Complete keg-emptying apparatus:

Pump with holster and hose: at discharge, 4 m of hose with manual or automatic delivery gun; at suction, steel probe length 1 m Ø 1" with 2" bung - Optional meter.

F-FEC6

For intermittent use, max. duration 30 min. - delivered with switch, clamps and cables

Rotation speed	Power	Voltage	Amperage	Orifice Ø	Max. flow rate	Max. TDH	Weight	Reference
2,900 rpm	0.3	DC 12 V	35	1"	3.3 m³/h	15 m	15	F-FEC3
1,800 / 3,500 rpm	0.3	12 V / 24 V cc	16 / 25	1"	2.1 / 4.2 m³/h	15 m	15	F-FEC4
2,900 rpm	0.15	DC 12 V	22	3/4"	3.3 m³/h	11 m	10	F-FEC5
1,500 / 2,900 rpm	0.15	12 V / 24 V cc	6 / 11	3/4"	1.5 / 3 m³/h	10 / 12 m	10	F-FEC6

Possible options: automatic delivery gun, meter and/or cartridge filter

Distribution unit

Consists of 2 DC pumps, cartridge filter, reel, 15 m of 3/4" hose and an automatic delivery gun.

PITSTOP

For intermittent use, max. duration 30 min. - delivered with switch, clamps and cables

Power	Voltage	Amperage	Max. flow rate	Max. TDH	Weight	Reference
0.15	DC 12 V	22	2.7 m³/h	11 m	45	PITSTOP

Diesel

JETC1

For intermittent use, max. duration 30 min

Characteristics	Power	Voltage	Amperage	Orifice Ø	Max. flow rate	Max. TDH	Weight	Reference
Clamps and cables	0.55	DC 12 V	43	1"	6 m³/h	12 m	18	JETC1
Clamps and cables	0.55	DC 24 V	26	1"	6 m³/h	12 m	18	JETC2

Equipment page 73

GEARED PUMPS

Oil

HC1

DC geared pump, viscosity of 50 to 2,000 cSt (mm²/s).
For intermittent use, max. duration 30 min.

Characteristics	Power	Voltage	Amperage	Orifice Ø	Max. flow rate	Max. TDH	Weight	Reference
On/off switch	0.15	DC 12 V	16	1/2"	0.22 m³/h	50 m	3	HC1
On/off switch	0.15	DC 24 V	9	1/2"	0.24 m³/h	50 m	3	HC2

HC3

DC geared pump, viscosity of 50 to 600 cSt (mm²/s).
For intermittent use, max. duration 30 min.

Characteristics	Power	Voltage	Amperage	Orifice Ø	Max. flow rate	Max. TDH	Weight	Reference
On/off switch	0.3	DC 12 V	35	3/4"	0.66 m³/h	30 m	4.9	HC3
On/off switch	0.3	DC 24 V	18	3/4"	0.69 m³/h	30 m	4.9	HC4

ELECTRIC PUMPS WITH PRIMING TANK - ATEX

Diesel

Description

Self-priming electric pumps with open turbine for the transfer of diesel, according to ATEX standard 94/9/EC (Ex II 2G Ex d IIC T4)



ADF11



ADF15

Max. flow rate	Max. TDH	Voltage	Power	Orifice Ø	Weight	Reference
2.2 m³/h	16 m	230/400 V three phase	0.37	1"	12	ADF11
18 m³/h	16 m	230 V single phase	0.75	1 1/2"	26.5	ADF12
18 m³/h	16 m	230/400 V three phase	0.75	1 1/2"	26.5	ADF13
26.5 m³/h	19 m	230 V single phase	1.5	2"	32.5	ADF14
26.5 m³/h	19 m	230/400 V three phase	1.5	2"	32.5	ADF15
54 m³/h	16 m	230/400 V three phase	2.2	3"	36	ADF17

Other models on request (flow rate up to 140 m³/h, orifices up to 4", other voltages, other frequencies, etc.)

ELECTRIC GEARED PUMPS - ATEX MOTOR

Oil

Description

- Electric geared pump
- Self-priming
- Max. suction height 5 m.
- Working temperature 110 °C max.
- ATEX motor II 2 GD c T4 II B

JEV51EX

Rotation speed	Power	Voltage	Amperage	Orifice Ø	Max. flow rate	Max. TDH	Weight	Reference
1,400 rpm	0.4	230/400 V three phase	1.5	1" F	0.5 m³/h	100 m	13.8	JEV41EX
1,400 rpm	0.75	230/400 V three phase	2.2	1" F	1 m³/h	100 m	37	JEV51EX
950 rpm	1.5	230/400 V three phase	4.1	1" F	2.5 m³/h	100 m	58	JEV71EX
1,400 rpm	2.2	230/400 V three phase	5.1	1" F	3.5 m³/h	80 m	59	JEV81EX

Petrol



EEX-50

F-EEX-C1- EQA

Description

- Transfer units for potentially explosive liquids: petrol, petrol with 15% ethanol, kerosene and diesel.
- For non-commercial use, certified ATEX/IECEx (Ex II 2G Ex d IIC T4)

Components	Max. flow rate	Max. TDH	Voltage	Power	Orifice Ø	Weight	Reference
Bare DC pump	3 m³/h	6 m	12 Vcc	0.25	1" BSP	6.9	EEX-C1
Pump equipped with telescopic probe and 2" connector, 4 m of Ø 3/4" hose at discharge, water capture cartridge and automatic delivery gun	3 m³/h	6 m	12 Vcc	0.25	1" BSP	10	F-EEX-C1-EQA
Bare pump	3 m³/h	6 m	230 V single phase	0.25	1" BSP	6.9	EEX-50
Pump equipped with telescopic probe and 2" connector, 4 m of Ø 3/4" hose at discharge, water capture cartridge and manual delivery gun	3 m³/h	6 m	230 V single phase	0.25	1" BSP	10	F-EEX-50
Pump equipped with telescopic probe and 2" connector, 4 m of Ø 3/4" hose at discharge, water capture cartridge and automatic delivery gun	3 m³/h	6 m	230 V single phase	0.25	1" BSP	10	F-EEX-50A

For intermittent use for a maximum duration of 30 min with a cooling period of 60 min between each cycle

Accessories

K33-ATEX

TOPW2-ATEX

ID-JAPYTEX

Name	Orifice Ø	Débit	Weight	Reference
Mechanical 3-digit ATEX meter, operating pressure 3.5 bar	1"BSP	20 to 120 l/min	0.6	K33-ATEX
Automatic cut-off ATEX delivery gun	Raccord tournant 1" F	50 l/min	0.2	TOPW2-ATEX
ATEX electronic turbine meter	1" BSP M/F	7 to 120 l/min	0.5	ID-JAPYTEX

Diesel - petrol - kerosene

Technical data

- Pump for the transfer of diesel, petrol and kerosene.
- Incorporated by-pass.
- 1 1/2" F orifices.
- 1,400 rpm motor, S1 continuous operation.
- Working temperature: from 0 °C to +50 °C
- Classification of the ATEX motor area: II 2G EExd IIB T3

New

EEX-BAG800



Power	Voltage	Amperage	Max. flow rate	Max. TDH	Orifice Ø	Weight	Reference
1	230 V single phase	6.3	9 m³/h	30 m	1 1/2" F	33.5	EEX-BAG800M
1	230/400 V three phase	3.5	9 m³/h	30 m	1 1/2" F	33.5	EEX-BAG800T

Technical data

- Pump for the transfer of diesel, petrol and kerosene
- Incorporated by-pass
- S1 continuous operation motor
- Working temperature: from 0 °C to +50 °C
- Classification of the ATEX motor area: II 2G EExd IIB T4

New

EEX-BDP200T



Power	Voltage	Max. flow rate	Max. TDH	Rotation speed	Orifice Ø	Weight	Reference
2.2	230/400 V three phase	12 m³/h	35 m	740 rpm	1 1/2" F	85.5	EEX-BDP200T
2.2	230/400 V three phase	18 m³/h	35 m	400 rpm	2 1/2" F	125	EEX-BDP300T
4	230/400 V three phase	30 m³/h	35 m	650 rpm	2 1/2" F	148.5	EEX-BDP500T
7.5	230/400 V three phase	60 m³/h	35 m	650 rpm	3" F	227	EEX-BDP1000T

Optional non-ATEX and thermal engine

Diesel - petrol - alcohol

Technical data

- Bronze body and turbine
- Mechanical seal CER/GRA/VITON
- 1" F orifices
- Motor 2,800 rpm
- Classification of the ATEX motor area: II 2G IIC c T4



New

EEX-GR25T

Power	Voltage	Amperage	Max. flow rate	Max. TDH	Orifice Ø	Weight	Reference
0.55	230 V single phase	3.4	3.6 m³/h	18 m	1'' F	18	EEX-GR25M
0.55	230/400 V three phase	1.5	3.6 m³/h	18 m	1'' F	18	EEX-GR25T

Pneumatic membrane pumps - ATEX motor

New

PVDF1/2PTFE-EX



New

AL1-200-NBR-EX

AL1PTFE-EX

Body construction	Membranes	Balls	Sockets	Other contact parts	Characteristics	Weight	Reference
Acetal	PTFE	PTFE	Acetal	Stainless steel	Pump with 1/4" and 3/4"M orifices, flow rate up to 20 l/m	1.2	AC1/4PTFE-EX
AL	PTFE	PTFE	Stainless steel	-	Pump orifices 1/2", flow rate up to 50 l/min	3.5	AL1/2PTFE-EX
PP conductor	PTFE	PTFE	Stainless steel	Stainless steel	Pump orifices 1", flow rate up to 100 l/min	5.1	PP1PTFE-EX
PDVF conductor	PTFE	PTFE	PVDF	Hastelloy® C	Pump orifices 1", flow rate up to 100 l/min	5.1	PVDF1PTFE-EX
Stainless steel	PTFE	PTFE	Stainless steel	-	Pump orifices 1", flow rate up to 100 l/min	7.2	INOX1PTFE-EX
AL	PTFE	PTFE	Stainless steel	-	Pump orifices 1", flow rate up to 200 l/min	11.5	AL1-200-PTFE-EX

See other membrane pumps from page 36 to page 39

Bronze body

Description

- Flexible impeller pumps, self-priming up to 3 metres, can run dry for 30 minutes.
- Pump body: bronze - stainless steel shaft.
- Accepts semi-solid pieces and tolerates abrasive particles.
- Designed for filling, transferring, reloading water softeners, draining water, adding water, etc.
- Max. viscosity 500 mm²/s
- NBR impeller.



JEP040

Max. flow rate	Max. TDH	Ø particules	Seal	Voltage	Power	Weight	Orifices	Reference
2.1 m³/h	15 m	4 mm	Nitrile lip seal	230 V single phase	0.25 kW	9.5	1''	JEP040
4.8 m³/h	15 m	8 mm	Carbon-ceramic / nitrile mechanical seal	230 V single phase	0.55 kW	15.5	1 1/2''	JEP080

Also available with neoprene impeller

Mobile unit consisting of:

- Flexible NBR impeller pump for diesel and oil.
- Vertical cart.
- Suction kit: foot check valve, camlock connectors and 3 m of hose.
- Discharge kit: camlock connectors and 3 m of hose, spout.

New

FILTRO-JEP40

Max. flow rate	Max. TDH	Voltage	Power	Ø flexible	Weight	Reference
2.1 m³/h	15 m	230 V single phase	0.25 kW	25 mm	20	FILTRO-JEP40
4.8 m³/h	15 m	230 V single phase	0.55 kW	40 mm	30	FILTRO-JEP80

Stainless steel body - 3/4" orifices

Stainless steel flexible impeller pumps operating at low rotation speed, particularly suitable for the transfer of delicate, fragile and viscous liquids, including those with suspended particles.
These pumps are suitable for a wide range of applications:
- Industrial (diesel, oil, etc.)
- Winemaking (wine, must, etc.)
- Pourable food products (beer, sugar, fruit pulp, liquid sugar, syrup, glucose, milk, butter, yoghurt, liquid egg, oil, tomato sauce, brine, etc.)
- Chemicals (starch, glue, water-based glue, emulsions, glycerine, wax, detergent, varnish, ink, industrial waste, etc.)
- Cosmetics and pharmaceuticals (liquid soap, detergent, shampoo, creams, etc.).

Description

- Reversible pump (dual rotation direction)
- 3/4" M orifices
- Particle size 3 mm
- Max. suction height 6 m
- Type of impeller: NBR (NR, EPDM, neoprene or silicone on request)

New

JEP34-900-NBR

Power	Voltage	Amperage	Rotation speed	Max. flow rate	Max. TDH	Max. viscosity	Weight	Reference
0.3	DC 12 V	30	1,400 rpm	1.62 m³/h	32	500 cPo	10	JEP34C1-1400-NBR
0.3	DC 24 V	16	1,400 rpm	1.62 m³/h	32	500 cPo	10	JEP34C2-1400-NBR
0.37	230 V single phase	3.7	900 rpm	1 m³/h	24	1,500 cPo	9.3	JEP34-900-NBR
0.56	230 V single phase	3.8	1,400 rpm	1.62 m³/h	32	500 cPo	9	JEP34-1400-NBR

Also available with a frequency variator, electric box, three-phase motor, DIN, Macon, SMS connectors, etc. Consult us

Pump with incorporated frequency variator

Power	Voltage	Amperage	Rotation speed	Max. flow rate	Max. TDH	Max. viscosity	Weight	Reference
0.56	230 V single phase	3	285 to 1,400 rpm	0.27 to 1.6 m³/h	12 to 24	500 to 1,500 cPo	9.5	JEP34-VF-NBR

Name	Weight	Reference
2 stainless steel 3/4" F straight connectors - Ø 20 mm	0.12	1215
Carrying handle	0.12	2380
Flexible NBR impeller for JEP34 (NR, EPDM, neoprene or silicone on request)	0.08	IMP-NBR-34

1215

2380

IMP-34

Stainless steel body - 1 1/4" orifices

Description

- Reversible pump (dual rotation direction)
- 1 1/4" M orifices
- Particle size 5 mm
- Max. suction height 6 m
- Type of impeller: NBR (NR, EPDM, neoprene or silicone on request)



New

JEP114-900-NBR

Power	Voltage	Amperage	Rotation speed	Max. flow rate	Max. TDH	Viscosité max.	Weight	Reference
0.56	230 V single phase	5	900 rpm	3.84 m³/h	27	1,500 cPo	15	JEP114-900-NBR
0.75	230 V single phase	5	1,400 rpm	5.76 m³/h	30	500 cPo	15	JEP114-1400-NBR

Also available with a frequency variator, electric box, three phase motor, DIN, Macon, SMS connectors, etc. Consult us

Name	Weight	Reference
2 stainless steel 1 1/4" F straight connectors - Ø 25 mm	0.28	1216
2 stainless steel 1 1/4" F straight connectors - Ø 30 mm	0.3	1217
Flexible NBR impeller for JEP114 (NR, EPDM, neoprene or silicone on request)	0.18	IMP-NBR-114

1216

IMP-114

Stainless steel body - 1 1/2" orifices

Description

- Reversible pump (dual rotation direction)
- 1 1/2" M orifices
- Particle size 10 mm
- Max. suction height 6 m
- Type of impeller: NBR (NR, EPDM, neoprene or silicone on request)



New

JEP112-900-NBR

Power	Voltage	Amperage	Rotation speed	Max. flow rate	Max. TDH	Max. viscosity	Weight	Reference
1.5	230 V single phase	7.9	900 rpm	6.9 m³/h	27	1,500 cPo	20	JEP112-900-NBR
1.5	230/400 V three phase	7.9	1,400 rpm	10 m³/h	30	500 cPo	20	JEP112T-1400-NBR

Also available with a frequency variator, electric box, three phase motor, DIN, Macon, SMS connectors, etc. Consult us

Name	Weight	Reference
Flexible NBR impeller for JEP112 (NR, EPDM, neoprene or silicone on request)	0,5	IMP-NBR-112



IMP-112

ELECTRIC PUMPS FOR WATER

Stainless steel pump body

Clear water

JEJ12

JEJ12P

Name	Power	Voltage	Amperage	Orifice Ø	Max. flow rate	Max. TDH	Weight	Reference
JAPYNOX 100	0.75	230 V single phase	6,2	1"	3 m³/h	42 m	10	JEJ12N
JAPYNOX 100	0.75	230/400 V three phase	1.8	1"	3 m³/h	42 m	10	JEJ13N
Switch + cable + base	0.75	230 V single phase	6.2	1"	3 m³/h	42 m	13	JEJ12NP
JAPYNOX 12	0.52	DC 12 V	35	1"	3.6 m³/h	30 m	7.9	JEJC1
JAPYNOX 24	0.52	DC 24 V	19	1"	3.6 m³/h	36 m	7.9	JEJC2
JAPYNOX 200	0.9	230 V single phase	5.2	1 1/4"	6 m³/h	46 m	10.1	JEJ14
JAPYNOX 200	0.9	230/400 V three phase	2	1 1/4"	6 m³/h	46 m	10.1	JEJ15

Cast iron pump body / clear water



JEJS16

Name	Power	Voltage	Amperage	Orifice Ø	Max. flow rate	Max. TDH	Weight	Reference
JET 150M	1.1	230 V single phase	8.2	1 1/2"-1"	4 m³/h	60 m	28.2	JEJS14N
JET 150T	1.1	230/400 V three phase	3	1 1/2"-1"	4 m³/h	60 m	28.2	JEJS15
JET 200M	1.65	230 V single phase	11.8	1 1/2"-1"	6 m³/h	60 m	28.7	JEJS16
JET 200T	1.65	230/400 V three phase	4.2	1 1/2"-1"	6 m³/h	60 m	28.7	JEJS17

Equipment page 75

Automatic excessive pressure unit / clear water

JEJ12SP24

JEJ12SP60

JEJC2SP24

Tank volume	Power	Voltage	Amperage	Orifice Ø	Max. flow rate	Max. TDH	Weight	Reference
24 litres	0.75	230 V single phase	6.2	1"	3 m³/h	42 m	10	JEJ12NSP24
60 litres	0.75	230 V single phase	6.2	1"	3 m³/h	42 m	10	JEJ12SP60
100 litres	0.75	230 V single phase	6.2	1"	3 m³/h	42 m	13	JEJ12SP100
24 litres	0.52	DC 24 V	19	1"	3.6 m³/h	36 m	7.9	JEJC2SP24
60 litres	0.52	DC 24 V	19	1"	3.6 m³/h	36 m	7.9	JEJC2SP60

Consult us for 12 V version

Water containing particles self-priming / semi-open turbine



JET02

JET15

Power	Voltage	Amperage	Passage	Orifice Ø	Max. flow rate	Max. TDH	Weight	Reference
0.22	230 V single phase	1.4	10 mm	1"	3 m³/h	8.5 m	11.8	JET02
0.22	230/400 V three phase	0.6	10 mm	1"	3 m³/h	8.5 m	11.8	JET03
0.55	230 V single phase	4.1	7 mm	1 1/2"	15 m³/h	16 m	20	JET04
0.55	230/400 V three phase	1.4	7 mm	1 1/2"	15 m³/h	16 m	20	JET05
0.75	230 V single phase	6.2	12 mm	1 1/2"	19 m³/h	16 m	21	JET10
0.75	230/400 V three phase	1.8	12 mm	1 1/2"	19 m³/h	16 m	21	JET11
1.5	230 V single phase	9	16 mm	2"	30 m³/h	17 m	25	JET14
1.5	230/400 V three phase	4	16 mm	2"	30 m³/h	17 m	25	JET15
2.25	230/400 V three phase	6.2	25 mm	3"	48 m³/h	15 m	32	JET17

Fresh water and seawater - bronze body and turbine



JET15BZ

Power	Voltage	Amperage	Rotation speed	Orifice Ø	Max. flow rate	Max. TDH	Weight	Reference
0.37	230 V single phase	2.9	2,800 rpm	1"	8 m³/h	12 m	19	JET02BZ
0.37	230/400 V three phase	1.6	2,800 rpm	1"	8 m³/h	12 m	19	JET03BZ
0.75	230 V single phase	6.2	2,800 rpm	1 1/2"	19 m³/h	17 m	20.5	JET10BZ
0.75	230/400 V three phase	1.8	2,800 rpm	1 1/2"	19 m³/h	17 m	20.5	JET11BZ
1.5	230 V single phase	9	2,800 rpm	2"	29 m³/h	19 m	25	JET14BZ
1.5	230/400 V three phase	4	2,800 rpm	2"	29 m³/h	19 m	25	JET15BZ

Other models on request (flow rate up to 130 m³/h, orifices up to 4", other voltages, other frequencies, etc.)

Water with particles

Description

- One-piece self-priming electric pump for water containing particles.
- Mechanical seal. Special turbine.
- Inspection cover. Semi-open turbine.
- Max. suction height: 6 m
- Max. liquid temperature: 70 °C



JET10S

Power	Voltage	Amperage	Passage	Orifice Ø	Max. flow rate	Max. TDH	Weight	Reference
0.75	230 V single phase	6.2	12 mm	1 1/2"	20 m³/h	16 m	21	JET10S
0.75	230/400 V three phase	1.8	12 mm	1 1/2"	20 m³/h	16 m	21	JET11S
1.5	230 V single phase	9	20 mm	2"	30 m³/h	16 m	25	JET14S
1.5	230/400 V three phase	4	20 mm	2"	30 m³/h	16 m	25	JET15S
2.2	230/400 V three phase	5	27 mm	3"	54 m³/h	16 m	31.5	JET17S

Water - seawater - industrial liquids

Technical data

- Open turbine electric pump
- 316 stainless steel body and turbine
- Mechanical seal NBR / Carbon / Stainless steel
- Inspection cover



New

JET15IX

Power	Voltage	Amperage	Rotation speed	Orifice Ø	Max. flow rate	Max. TDH	Passage	Weight	Reference
1.5 kW	230 V single phase	9	2,800 rpm	2" F	26.5 m³/h	19 m	16 mm	23.5	JET14IX
1.5 kW	230/400 V three phase	4	2,800 rpm	2" F	26.5 m³/h	19 m	16 mm	23.5	JET15IX

Other flow rates (up to 140 m³/h), orifices (up to 4"), voltages or frequencies on request

Diesel

Description

Self-priming open turbine electric pumps for the transfer of diesel, compliant with ATEX standard 94/9/EC (Ex II 2G Ex d IIC T4).



ADF11



ADF15

Power	Voltage	Orifice Ø	Max. flow rate	Max. TDH	Weight	Reference
0.37	230/400 V three phase	1"	2.2 m³/h	16 m	12	ADF11
0.75	230 V single phase	1 1/2"	18 m³/h	16 m	26.5	ADF12
0.75	230/400 V three phase	1 1/2"	18 m³/h	16 m	26.5	ADF13
1.5	230 V single phase	2"	26.5 m³/h	19 m	32.5	ADF14
1.5	230/400 V three phase	2"	26.5 m³/h	19 m	32.5	ADF15
2.2	230/400 V three phase	3"	54 m³/h	19 m	36	ADF17

Other flow rates (up to 140 m³/h, orifices up to 4", other voltages, other frequencies, etc.) on request

Water - Water containing particles

Technical data

- Open turbine pump with hydraulic motor.
- Cast iron body and turbine.



New

B3KQA-HY

Rotation speed	Orifice Ø s	Max. flow rate	Max. TDH	Passage	Weight	Reference
3,000 rpm	2'' F	27 m³/h	18 m	16 mm	18	B2KQA-HY
3,000 rpm	3'' F	51 m³/h	15 m	25 mm	19.6	B3KQA-HY

Other flow rates (up to 120 m³/h, orifices up to 4") on request

Cellar pumps for clear water

PS08N

PS12MG-N

PS14

Name	Power	Voltage	Amperage	Orifice Ø	Max. flow rate	Max. TDH	Weight	Reference
BRICO 50 with floater	0.45	230 V single phase	2.5	Ø 30	12 m³/h	7 m	4.7	PS08N
POLARIS 40 with magnetic floater	0.31	230 V single phase	1.5		8 m³/h	7 m	4	PS12MG-N
COLIBRI 60 with floater	0.45	230 V single phase	2.8	1 1/4"	12 m³/h	8.5 m	11	PS14

Pumps for lifting clear water

PS20

PS21

Name	Power	Voltage	Amperage	Orifice Ø	Max. flow rate	Max. TDH	Weight	Reference
FALCON 80 with floater	0.45	230 V single phase	2.8	1 1/2"	10 m³/h	15 m	18	PS16
FALCON 120 with floater	0.9	230 V single phase	5.6	1 1/2"	17 m³/h	17 m	22	PS20
FALCON 120	0.9	400 V three phase	2.2	1 1/2"	17 m³/h	17 m	22	PS21

Cellar pumps for water with particles / vortex wheel

PSV28

PSV30

Name	Power	Voltage	Amperage	Orifice Ø	Passage	Max. flow rate	Max. TDH	Weight	Reference
ANTARES VORTEX with floater	0.37	230 V single phase	2.5	1 1/4"	10 mm	9.5 m³/h	7 m	4.7	PSV28
COLIBRI 80 with floater	0.6	230 V single phase	2.8	1 1/4"	20 mm	13 m³/h	7 m	13	PSV30

Lifting pumps for water with particles / vortex wheel

PSV34

PSV39

Name	Power	Voltage	Amperage	Orifice Ø	Passage	Max. flow rate	Max. TDH	Weight	Reference
KORMORAN 80 with floater	0.6	230 V single phase	4	2"	45 mm	17 m³/h	6 m	19	PSV34
KORMORAN 80	0.6	230/400 V three phase	2.5	2"	45 mm	17 m³/h	6 m	19	PSV35
KORMORAN 120 with floater	0.9	230 V single phase	6	2"	45 mm	27 m³/h	8 m	22	PSV38
KORMORAN 120	0.9	230/400 V three phase	3.2	2"	45 mm	27 m³/h	8 m	22	PSV39
KORMORAN 120 with floater	0.9	230/400 V three phase	3.2	2"	45 mm	27 m³/h	8 m	22	PSV39A
KORMORAN 200 with floater	1.4	230 V single phase	10.5	3"	45 mm	51 m³/h	7 m	26	PSV40
KORMORAN 200	1.4	230/400 V three phase	4	3"	45 mm	51 m³/h	7 m	26	PSV41
KORMORAN 300	2.2	230/400 V three phase	6	3"	45 mm	54 m³/h	14 m	31	PSV51
AQUILA 50	3.7	230/400 V three phase	10	DN80	70 mm	91 m³/h	9 m	80	PSV61

Single phase portable drainage pumps

Description

- To pump muddy or sandy water. Excavation drainage.
- Designed for prolonged dry running.
- The PE-S pump will leave only 1 mm of residual water.
- Temperature of pumped liquid: from 0 to 40°C.
- Single phase motor 230 V, 50 Hz, thermal protection incorporated and 10 m of cable.
- Maximum admissible particle size: Ø 6 mm.
- Aluminium motor housing, stainless steel shaft, urethane turbine, double mechanical seal with oil chamber.
- Optional floater.

PE-A3

PE-S

Power	Voltage	Amperage	Orifice Ø	Max. flow rate	HMT max.	Weight	Reference
0.40	230 V single phase	2.6	2" M	12 m³/h	12 m	11.3	PE-A2
0.75	230 V single phase	4.6	3" M	18.5 m³/h	18 m	18.2	PE-A3
0.48	230 V single phase	2.9	25 splined	10 m³/h	11 m	12	PE-S

Discharge kit / accessories

Name	Weight	Reference
2" discharge kit for PE-A2: fire-department connector + 5 m of flat PVC hose Ø 50 + clamp	3	RF-DN50
Additional flat PVC hose Ø 50 per metre	0,4	1460
3" discharge kit for PE-A3: fire-department connector + 5 m of flat PVC hose Ø 80 + clamp	5,2	RF-DN80
Additional flat PVC hose Ø 80 per metre	0,8	1463
Flat Ø 25 PVC hose for PE-S, per metre (delivered with clamps)	0,2	1415
Universal hose coupling spanner	0,2	2276

Site pumps for intensive use

Description

- To pump muddy or sandy water. Excavation drainage.
- Temperature of pumped liquid: from 0 to 40°C.
- Three phase motor 400 V, 50 Hz, 3,000 rpm. Protection by thermistor.
- With 10 or 20 m of cable, depending on the model.
- Threaded outlet from Ø 50 mm to Ø 80 mm, depending on the model.
- Maximum admissible particle size: Ø 8.5 mm.
- Aluminium motor housing, stainless steel shaft, double mechanical seal.
- Optional agitator.

Flow rate	Power
up to 59 m³/h	from 0.75 to 5.5 kW

Consult us for prices

PC-AL

Site pumps for continuous use

Description

- To pump very muddy, sandy or heavy water.
- Temperature of pumped liquid: from 0 to 40°C.
- Three phase motor 400 V, 50 Hz, 1,500 rpm. Protection by thermistor.
- With 20 m of cable.
- Threaded outlet from Ø 50 mm to Ø 80 mm, depending on the model.
- Maximum admissible particle size: Ø 12 to 30 mm, depending on the model.
- Grey iron motor housing, stainless steel shaft, double mechanical seal.

Flow rate	Power
up to 720 m³/h	from 3 to 22 kW

Consult us for prices

PC-FT

For water with low solids contect - max. particle size 6 mm

Description

- For continuous use.
- Self-priming centrifugal pump.
- Max. suction height: 7 m

Construction:

- 4-stroke HONDA petrol engine (unleaded 95).
- Manual start.
- Aluminium pump, mechanical seal.
- Grey iron turbine and diffuser.
- With handle and base.
- Delivered with spark plug spanner, hose connections, clamps and strainer.
- Optional oil level security device.

GMP6

Orifices	Max. flow rate	Max. TDH	Power	Weight	Reference
DN 25	7.7 m³/h	40 m	1.8 CV	5.5	GMP6
DN 50	35 m³/h	30 m	4 CV	23.3	GMP6B

For water with solids contect - max. particle size 20 mm

Description

- SEMI-TRASH.
- For continuous use.
- Self-priming centrifugal pump.
- Max. suction height: 7 m.

Construction:

- 4-stroke HONDA petrol engine (unleaded 95).
- Power 5.5 HP. Manual start.
- Aluminium pump, mechanical seal.
- GS iron turbine and diffuser.
- Mounted on a tubular frame.
- Delivered with spark plug spanner, hose connections, clamps and strainer.

GMP20

Orifices	Max. flow rate	Max. TDH	Weight	Reference
3'' and DN 75	67 m³/h	23 m	26	GMP20

For water with very high solids contect - max. particle size 35 mm

Description

- TRASH.
- For continuous use.
- Self-priming centrifugal pump.
- Max. suction height: 7 m.

Construction:

- 4-stroke HONDA petrol engine (unleaded 95).
- With oil level security device.
- Power 8 HP. Manual start.
- Aluminium pump, mechanical seal.
- Ni-hard cast iron vortex turbine.
- Mounted on a tubular frame.
- Delivered with spark plug spanner, hose connections, clamps and strainer.

GMP35



Orifices	Max. flow rate	Max. TDH	Weight	Reference
3'' et DN 75	78 m³/h	30 m	39	GMP35

Consult us for other motors

Steel suction / discharge kit

TUK11

TUK13C

Name	Weight	Reference
Suction kit (1 m steel tube, 2" bung) for No. 1&2 (3/4")	1.8	TUK10
Discharge kit (elbow, spout, 2 m flexible PVC hose) for No. 1&2 (3/4")	1.82	TUK11
Discharge kit (elbow, spout, 2 m rubber hose) for No. 1&2 (3/4")	2.46	TUK11C
Suction kit (1 m steel tube, 2" bung) for No. 3 (1")	2.43	TUK12
Discharge kit (elbow, spout, 2.5 m PVC hose) for No. 3 (1")	3.27	TUK13T
Discharge kit (elbow, spout, 2.5 m rubber hose) for No. 3 (1")	4.45	TUK13C

Stainless steel suction / discharge kit

TUK11T

TUK11U

Name	Weight	Reference
Suction kit (1 m stainless steel tube, 2" bung) for No. 1&2 (3/4")	2.2	TUK10A
Discharge kit (stainless steel elbow and spout, 2 m PVC hose) for No. 1&2 (3/4")	2.3	TUK11T
Discharge kit (stainless steel elbow and spout, 2 m UPE hose) for No. 1&2 (3/4")	3.5	TUK11U

2" bung

TUD20

TUD26

Name	Weight	Reference
2" bung for 3/4" hose	0.35	TUD20
2" bung for 1" hose	0.39	TUD26

Suction kit

AS32

Name	Weight	Reference
Suction equipment: 3/4" elbow union - 1 m Ø 25 hose - sleeve - foot check valve	1.1	AS25
Ø 25 opal fuel hose, resistant to low pressure: cut to order - per metre	0.31	1412
Suction equipment: 1" elbow union - 1 m Ø 32 hose - sleeve - foot check valve	1.2	AS32
Ø 32 opal fuel hose, resistant to low pressure: cut to order - per metre	0.4	1414

Discharge kit

RF25

RF25H

RF25A

Name	Weight	Reference
Discharge equipment: elbow - 4 m Ø 20 Tricofuel hose - manual delivery gun TOPW1	2.6	RF20
Additional Ø 20 Tricofuel hose per metre	0.37	1400
Discharge equipment: elbow - 4 m Ø 20 Tricofuel hose - manual oil delivery gun TOPW1H	2.6	RF20H
Additional Ø 20 Tricofuel hose per metre	0.37	1400
Discharge equipment: elbow - 4 m Ø 25 Tricofuel hose - manual delivery gun TOPW1	2.8	RF25
Additional Ø 25 Tricofuel hose per metre	0.42	1401
Discharge equipment: elbow - 4 m Ø 25 Tricofuel hose - automatic delivery gun TOPW2	3.4	RF25A
Additional Ø 25 Tricofuel hose per metre	0.42	1401
Discharge equipment: clamp connector - 4 m Ø 25 rubber hose - oil delivery gun	9.5	RF25HP
Additional Ø 25 rubber hose per metre	0.73	1450
Discharge equipment: connector - 4 m Ø 30 Tricofuel hose - manual delivery gun TOPW1	4	RF30
Additional Ø 30 Tricofuel hose per metre	0.6	1403
Discharge equipment: elbow - 4 m Ø 30 Tricofuel hose - automatic delivery gun TOPW4	5	RF30A
Additional Tricofuel hose per metre	0.6	1403

G30C1 to G170C2 - JEV200 - JEV302 - JEV308 pump accessories

AST25

RFT25

RFT25A

Suction / discharge kit for pump with Ø 20 sleeve (G30C1 - G30C2 - JEV200 - JEV201 - FEC5 - FEC6)

Name	Weight	Reference
Suction equipment: 1 m Ø 20 Spirabel hose - sleeve - foot check valve	1	AST20
Ø 20 opal fuel hose, resistant to low pressure: cut to order - per metre	0.87	1411
Discharge equipment: 4 m Ø 20 Tricofuel hose - manual delivery gun TOPW1	2.2	RFT20
Discharge equipment: 4 m Ø 20 Tricofuel hose - PP delivery gun with Viton gasket	2.2	RFT20-PPV
Discharge equipment: 4 m Ø 20 Tricofuel hose - automatic delivery gun TOPW2	2.7	RFT20A
Additional Ø 20 Tricofuel hose (per metre)	0.37	1400

Suction / discharge kit for pump with Ø 25 sleeve (G60C1 - G60C2 - JEV300 to JEV303)

Name	Weight	Reference
Suction equipment: 1 m Ø 25 opal fuel hose - sleeve - foot check valve	1	AST25
Ø 25 opal fuel hose, resistant to low pressure: cut to order - per metre	0.31	1412
Discharge equipment: 4 m Ø 25 Tricofuel hose - manual delivery gun TOPW1	2.3	RFT25
Discharge equipment: 4 m Ø 25 Tricofuel hose - automatic delivery gun TOPW2	2.8	RFT25A
Additional Ø 25 Tricofuel hose (per metre)	0.42	1401

Suction / discharge kit for pump with Ø 30 sleeve (JEV304 - JEV305)

Name	Weight	Reference
Suction equipment: 1 m Ø 30 Spirabel hose - sleeve - foot check valve	1.1	AST30
Ø 30 Spirabel hose, resistant to low pressure: cut to order - per metre	0.4	1409
Discharge equipment: 4 m Ø 30 Tricofuel hose - manual delivery gun TOPW1	2.8	RFT30
Discharge equipment: 4 m Ø 30 Tricofuel hose - automatic delivery gun TOPW3	3.8	RFT30A
Additional Ø 30 Tricofuel hose (per metre)	0.6	1403

Suction / discharge kit for pump with Ø 40 sleeve (JEV308 - JEV309 -G170C2)

Name	Weight	Reference
Suction equipment: 1 m Ø 40 opal fuel hose - sleeve - foot check valve	1.15	AST40
Discharge equipment: 4 m Ø 40 opal fuel hose - manual delivery gun TOPW1	3	RFT40
Discharge equipment: 4 m Ø 40 opal fuel hose - automatic delivery gun TOPW4	4.2	RFT40A
Additional Ø 40 Tricofuel hose (per metre)	0.5	1416

JDH5

Name	Weight	Reference
Discharge equipment: 1" elbow - 4 m of Ø 25 flexible PVC hose - clamps	2.5	JDH4
Additional Ø 25 hose (per metre)	0.4	1401
Suction equipment: galvanised elbow union 1" end fittings - foot check valve - clamps	1	JDH5
Additional Ø 32 opal fuel hose (per metre)	0.4	1414
Suction equipment: elbow connector 1 1/2" end fittings - foot check valve - clamps	1	AS40
Additional Ø 40 opal fuel hose (per metre)	0.5	1416
Suction equipment: elbow connector 2" end fittings - foot check valve - clamps	1	AS50
Additional Ø 50 opal hose (per metre)	0.6	1408

CHAR567

PL566

Additional accessories

Name	Weight	Reference
Handling trolley	2.64	CHAR567
Base plate for pump with carrying handle	1.3	PL566

Consult us for other sizes

Floaters

New

TMRED5

New

TMRED10-EC

New

2181

New

2194

Name	Application	Cable length	Max. amperage	Temperature of the fluid	Weight	Reference
Level regulator with floater	Clear water	5 m	15	from 0 to +40 °C	0.8	TMRED5
Level regulator with floater	Clear water	10 m	10	from 0 to +50 °C	1.2	TMRED10
Level regulator with floater	Water with particles	5 m	16	from 0 to +85 °C	0.8	TMRED5-EC
Level regulator with floater	Water with particles	10 m	16	from 0 to +85 °C	1.2	TMRED10-EC
Level regulator with floater	Hydrocarbons	10 m	16	from 0 to +90 °C	1.6	TMRED10-HY
Level regulator 230 V single phase 16 A with piggyback plug						2181
Counter-weight						2194

Control box

Protection control box for one or two pumps (up to 5.5 kW at 400 V) with automatic cyclic permutation. Control by 2, 3 or 4 floaters or level switches, single or three phase pumps, pump protection up to 12 A. Protection against undervoltage, power surges overloads, dry operation by floaters, etc.

New

V1B-12A

Characteristics	max. amperage	Weight	Reference
Protection control box for 1 single or three phase pump	12 A	3	V1B-12A
Protection control box for 2 single or three phase pumps	12 A	3	V2B

Threaded ball check valves

Ball check valves with full flow for waste water and containing solid contect. Lifting pumps for waste water, sewage, job sites, etc.
Temperature 110 °C.
Liquid: water, non-aggressive liquids, diesel, oil, etc.
Installation: vertical ascendant (seat at the bottom).
Inspection cover for cleaning or to replace the ball without removing the valve.

New CB40

Characteristics	Orifices	Weight	Reference
Cast iron check valve with stainless steel ball coated in NBR	1 1/4"' F	4	CB33
Cast iron check valve with stainless steel ball coated in NBR	1 1/2" F	4	CB40
Cast iron check valve with stainless steel ball coated in NBR	2" F	6	CB50
Cast iron check valve with stainless steel ball coated in NBR	3" F	10	CB80

Flange version (DN50 to DN150) on request

Tank liquid level management

System for continuous management of the level of a tank. OCIO monitors the static pressure created by the height of the liquid via a probe inside the tank and displays the level or volume of the liquid.
Compatible liquids: water, oil (up to 30 mm²/s), diesel, AdBlue (with optional stainless steel floater).
Maximum measurable height: 4 m.
Length of the probe: 10 m.

New OCIO

Characteristics	Connection	Weight	Reference
Level monitor for vats or tanks	230 Volts - 20 W	2.2	OCIO

Horizontal level detector

Mounted on the exterior of the tank with the seal provided. Detection of 'low' (NO contact) and 'high' (NC contact) levels.
Max. voltage: 250 VAC - 200 VDC.
Max. current: 1 A - Max. power: 30 W.
Bore diameter: Ø 23 mm.



New TMRED-PAN

Name	Materials			Weight	Reference
	Body and floater	Watertight gasket / washer	Nut and washer		
Horizontal level detector	Polypropylene	EPDM	Nylon		TMRED-PP
Horizontal level detector	Polyamide	Silicone	Nylon		TMRED-PAS
Horizontal level detector	Polyamide	NBR	Nylon		TMRED-PAN

Hose reel for diesel or petrol distribution

2307

2298

2304

Name	Ø hose	Length	Liquid	Operating pressure	Orifices	Weight	Reference
Bare reel for Ø 20 hose with 3/4" connector (14 m capacity)	None	0 m	Diesel	10 bar	1'' F	18	2307
Bare reel for Ø 25 hose with 1" connector (10 m capacity)	None	0 m	Diesel	10 bar	1'' F	18	2305
Reel with 10 m of Ø 20 hose with 3/4" connector	Ø 20	10 m	Diesel	10 bar	1'' F	22	2308
Reel with 10 m of Ø 20 hose for petrol with 1" connector	Ø 20	10 m	Petrol	10 bar	1'' F	27	7501
Reel with 10 m of Ø 25 hose with 1" connector	Ø 25	10 m	Diesel	10 bar	1'' F	26	2298
Reel with 15 m of Ø 25 hose with 1" connector	Ø 25	15 m	Diesel	10 bar	1'' F	27	7502
Reel pivot						3.5	2304

Hose reel for AdBlue® distribution

New

7507

New

2304

Name	Ø hose	Length hose	Liquid	Operating pressure	Orifices	Weight	Reference
Bare reel for Ø 20 hose with 3/4" connector (8 m capacity)	None	0 m	AdBlue®	10 bar	3/4'' F	14	7506
Reel with 8 m of Ø 20 hose with 3/4" connector	Ø 20	8 m	AdBlue®	10 bar	3/4'' F	17	7507
Reel with 15 m of Ø 20 hose with 3/4" connector	Ø 20	15 m	AdBlue®	10 bar	3/4'' F	24	7508
Pivot for 8 m reel						3.5	7317
Pivot for 15 m reel						3.5	2304

Hose reel for oil - grease - cooling liquid - air - water distribution

New

GRH407

New

GR406

Name	Ø hose	Lgth hose	Liquids	Operating pressure	Orifices	Weight	Reference
Steel reel with double arms	18 x 12.5 mm	10 m	Oil, cooling liquid, air, water	160 bar	1/2" M	20	GRH407
Steel reel with double arms	14 x 6.5 mm	10 m	Grease	400 bar	1/2" M	19.2	GR406

High-capacity and high-flow reel

New

RM100

New

RM150

Name	Ø hose	Lgth hose	Liquids	Operating pressure	Orifices	Weight	Reference
Steel reel with removable arm	34.4 x 25.4 mm	15 m	Diesel, cooling liquid, air, water	25 bar	1" F	50	RM100-G15
Steel reel with removable arm	35.6 x 25.4 mm	15 m	Diesel, oil, water	90 bar	1" F	56	RM100-H15
Steel reel with removable arm	27.7 x 19 mm	20 m	Diesel, oil, water	100 bar	3/4" F	55	RM100-H20
Steel reel with removable arm	51 x 38 mm	15 m	Diesel, cooling liquid, air, water	20 bar	1 1/2" F	87	RM150-G15

Diesel or petrol cartridge filter with water absorber

TUF200H

TUF260HS

TUF460

Characteristics	Filtration	Flow rate	Orifices	Weight	Reference
1" F-F adapter for cartridge TUF260HS	-	-	1" F	0.34	TUF200H
Cartridge filter TUF260HS + adapter TUF200H	30 µ	70 l/min	1" F	1	TUF460
Cartridge filter TUF300HS + adapter	30 µ	150 l/min	1" F	2.2	TUF500
Cartridge to filter impurities from diesel or petrol and absorb water	30 µ	70 l/min	-	0.7	TUF260HS
Cartridge to filter impurities from diesel or petrol and absorb water	30 µ	150 l/min	-	1.5	TUF300HS

Clogged filters must be replaced

Diesel, petrol or oil cartridge filter

TUF611

TUF650

Characteristics	Filtration	Flow rate	Orifices	Weight	Reference
1" F-F adapter for cartridge TUF611	-	-	1" F	0.4	TUF201H
Cartridge filter 611 + adapter TUF201H	10 µ	60 l/min	1" F	1.1	TUF611
Cartridge filter 650 + adapter	10 µ	100 l/min	1" F	2.6	TUF650
Cartridge to filter impurities from diesel, petrol or oil	10 µ	60 l/min	-	0.7	611
Cartridge to filter impurities from diesel, petrol or oil	10 µ	100 l/min	-	1	650

Diesel or petrol cartridge filter with transparent bowl and purge

TUF700

New

TUF750

TUF800

TUF350

Characteristics	Filtration	Flow rate	Orifices	Weight	Reference
Water-absorbing cartridge filter with transparent bowl and purge	30 µ	70 l/min	1" F	2	TUF700
Cartridge filter with transparent bowl and purge and stainless steel strainer	125 µ	100 l/min	1" F	2.3	TUF750
Cartridge filter with transparent bowl and purge	5 µ	100 l/min	1" F	2	TUF800
Water-absorbing cartridge filter (for TUF700 filter)	30 µ	70 l/min		0.2	TUF350
Cartridge filter (for TUF800 filter)	5 µ	100 l/min		0.3	TUF360

AdBlue® cartridge filter

New

TUF-3D

New

3D-FILTRE

Characteristics	Filtration	Flow rate	Orifices	Weight	Reference
AdBlue® cartridge filter with adapter	70 µ	40 l/min	1" F	0.6	TUF-3D
Spare cartridge for AdBlue® filter TUF-3D	70 µ	40 l/min	-	0.4	3D-FILTRE

Foot check valve (brass tank, stainless steel strainer) TC9201

Orifices	Weight	Reference
3/4" F	0.6	TC9201
1" F	1.5	TC9202
1 1/2" F	0.3	TC9204
2" F	0.3	TC9205

300-micron metal filter TUF26

Orifices	Weight	Reference
3/4" M-F	0.3	TUF20
1" M-F	0.6	TUF26
1 1/4" M-F	1	TUF33
1 1/2" M-F	1.25	TUF40

Valve coupler for diesel

Valve coupler for diesel. 6360

Orifices	Weight	Reference
1"F-F	0.46	6360

Polypropylene bottom filters

New

2373

New

2374

New

2375

Characteristics	Passage	Sleeve	Weight	Reference
Polypropylene bottom filter Ø 100 mm	1 mm	Ø 25 mm	0.05	2373
Polypropylene bottom filter Ø 125 mm	1.2 mm	Ø 30 mm	0.1	2374
Polypropylene bottom filter Ø 150 mm	1.6 mm	Ø 40 mm	0.15	2375

Manual delivery guns in polypropylene - PVDF

TOPW1ADBLUE

TOPW1PPV

TOPW1PVDF

Name	Weight	Reference
Polypropylene manual cut-off delivery gun, Viton gasket, Ø 25 mm hose tail connector, flow rate 80 l/min	0.6	TOPW1PPV
PPV manual cut-off delivery gun, Hastelloy-C® gasket, Ø 25 mm hose tail connector, flow rate 50 l/min	0.27	TOPW1PPV-HC
Polypropylene manual cut-off delivery gun, Viton gasket for AdBlue®, flow rate 80 l/min	0.2	TOPW1-ADBLUE
PVDF manual cut-off delivery gun, Viton gasket, Ø 25 mm hose tail connector, flow rate 50 l/min	0.3	TOPW1PVDF/V
PVDF manual cut-off delivery gun, FEP gasket, Ø 25 mm hose tail connector, flow rate 50 l/min	0.3	TOPW1PVDF/FEP

Manual delivery guns in aluminium - brass - stainless steel

TOPW1H

TOPW1



TOPW1-300

New

TOPW1LN

TOPW1LN-1F

Name	Weight	Reference
Manual cut-off delivery gun for diesel with 1" rotating coupling, flow rate 120 l/min	0.6	TOPW1
Manual cut-off delivery gun for diesel with 1 1/2" rotating coupling, flow rate 300 l/min	1.5	TOPW1-300
Manual cut-off delivery gun for low-pressure oil with 1" rotating coupling, flow rate 120 l/min	0.6	TOPW1-H
Nickel-plated brass manual cut-off delivery gun, PTFE gasket, Ø 25 mm hose tail connector, flow rate 80 l/min	1.5	TOPW1LN
Nickel-plated brass manual cut-off delivery gun, PTFE gasket, 1" orifice, flow rate 80 l/min	1.5	TOPW1LN-1F
Stainless steel manual cut-off delivery gun, PTFE gasket, DN Ø 25 mm hose tail connector, flow rate 80 l/min	1.5	TOPW1I-25
Stainless steel manual cut-off delivery gun, PTFE gasket, 1" female BSP orifice, flow rate 80 l/min	1.5	TOPW1I-1F
Stainless steel manual cut-off delivery gun, PTFE gasket, 1" male BSP orifice, flow rate 80 l/min	1.5	TOPW1I-1M

Automatic delivery guns

TOPW2

TOPW2-ADBLUE

TOPW2-ATEX



TOPW5 New

Name	Weight	Reference
Automatic cut-off delivery gun for diesel with 1" rotating coupling, flow rate 50 l/min	1.2	TOPW2
Automatic cut-off Atex gun for diesel with 1" rotating coupling, flow rate 50 l/min	1.2	TOPW2-ATEX
Automatic cut-off delivery gun for unleaded petrol with 1" rotating coupling, flow rate 50 l/min	1.2	TOPW2SP
Automatic cut-off delivery gun for solvents with 1" rotating coupling, flow rate 60 l/min	2.3	TOPW2-S0
Automatic cut-off delivery gun for AdBlue®, Ø 25 hose tail connector	0.3	TOPW2-ADBLUE
Automatic cut-off delivery gun for diesel with 1" rotating coupling, flow rate 80 l/min	1.6	TOPW3
Automatic cut-off delivery gun for diesel with 1" rotating coupling, flow rate 120 l/min	1.8	TOPW4
Automatic cut-off delivery gun for diesel with 1 1/2" rotating coupling, flow rate 280 l/min	3.3	TOPW5

Oil guns

GRH3179

GRH6400

Name	Orifice	Flow rate	Pressure	Weight	Reference
Oil delivery gun, aluminium body	1/2'' BSP	1 to 30 l/min	70 bar	1.2	GRH3179
Oil delivery gun, aluminium body	3/4''	1 to 90 l/min	100 bar	2	GRH6400

Grease guns

GR3173

Name	Connexion	Pressure	Weight	Reference
Grease delivery gun with hose 30 cm and 4-jaw coupling	1/4" connector F gas	400 bar	0.6	GR3173

MECHANICAL METERS

Diesel meters

K33

K44

K700

Name	Weight	Reference
Mechanical 3-digit meter, flow rate 20 to 120 l/min, aluminium body, 1" orifices	2	K33
Mechanical 4-digit meter, flow rate 20 to 120 l/min, aluminium body, 1" orifices	2	K44
Mechanical meter with acetal resin oval gears, 220 l/min, 1 1/2" orifices	5.8	K700

Diesel and petrol meters

KF3

KF4

Name	Weight	Reference
Mechanical 3-digit meter, flow rate 20 to 80 l/min, metal body, 1" orifices	2	KF3
Mechanical 4-digit meter, flow rate 23 to 150 l/min, metal body, 1" orifices	3.4	KF4

Petrol meter

Name	Weight	Reference
3-digit mechanical flow meter 20 to 120 l/min, 1" BSP orifices ATEX	0.6	K33-ATEX

K33-ATEX

Biofuel meter (petrol + ethanol)

Name	Weight	Reference
3-digit mechanical flow meter 20 to 75 l/min with nickel coating, 1" orifices	2	KF3-N

KF3-N

Oil meter 300 mm²/s max

Name	Weight	Reference
3-digit mechanical flow meter 20 to 120 l/min, PVC body, 1" orifices	2	K33H

K33H

Gear mechanical meter for oil 2,000 mm²/s max

Name	Weight	Reference
Flow rate 1 to 30 l/min, 1/2" F/F orifices, aluminium body, acetal resin gears	2	K40

K40

Grease guns

Name	Orifice	Flow rate	Pressure	Weight	Reference
Grease delivery guns with oval gear meter	1/4"	0.1 to 2.5 kg/min	500 bar	2.3	GR430

GR430

Oil delivery guns with built-in meter

KPR

KPM

KPN

KPP

Name	Orifice	Application	Flow rate	Weight	Reference
Delivery gun with electronic meter	1/2" F	oil	1 to 30 l/min	1.5	KPR
Delivery gun with mechanical meter	1/2" F	oil	1 to 30 l/min	1.5	KPM
Delivery gun with electronic meter	3/4" F	oil	6 to 60 l/min	2.3	KPN
Delivery gun with electronic meter and preselection	1/2" F	oil	1 to 30 l/min	3	KPP

ELECTRONIC METERS

Electronic meters with oval gears

K200

K400

K604

K603-H

KNEXT

Aluminium - acetal resin gears

Applications	Max. viscosity	Orifices	Flow rate	Max. pressure	Weight	Reference
Diesel, oil, anti-freeze	2,000 mm² / s	1/8" F	0.1 to 2.5 l/min	550 bar	0.6	K200
Diesel, oil, anti-freeze	5,000 mm² / s	1/2" F	1 to 30 l/min	70 bar	0.5	K400
Diesel, anti-freeze	2,000 mm² / s	1" F	10 to 100 l/min	30 bar	1.6	K603
Oil, anti-freeze	2,000 mm² / s	3/4" F	6 to 60 l/min	70 bar	1.6	K603H
Oil	2,000 mm² / s	3/4" F	6 to 60 l/min	70 bar	0.6	KNEXT
Diesel, oil, anti-freeze	2,000 mm² / s	1 1/2" F	15 to 150 l/min	20 bar	3.2	K604

Electronic meters with oval gears and pulse generator

K400-I

K200-I

K604-I

K24-I

K603-I

K700-I

Materials	Applications	Orifices	Flow rate	Max. pressure	Weight	Reference
Aluminium - acetal resin gears	diesel, oil	1/4" F	0.1 to 2.5 l/min	30 bar	0.5	K200-I
Aluminium - acetal resin gears	diesel, oil, anti-freeze	1/2" F	1 to 30 l/min	70 bar	0.5	K400-I
Aluminium - acetal resin gears	diesel, oil, anti-freeze	1 1/2" F	15 to 150 l/min	20 bar	3.2	K604-I
Aluminium - acetal resin gears	diesel, anti-freeze	1" F	10 to 100 l/min	30 bar	1.6	K603-I
Aluminium - acetal resin gears	diesel, oil, anti-freeze	2" F	25 to 250 l/min	20 bar	5.5	K700-I
Aluminium - acetal resin gears	oil, anti-freeze	3/4" F	6 to 60 l/min	70 bar	1.6	K603H-I
Aluminium - polypropylene	diesel	1"	5 to 120 l/min	20 bar	0.5	K24-I

Display unit for pulse generator meters

Display unit for remote connection (via max. 15 m cable) to a pulse generator meter.
The display shows the quantity delivered and the total without resetting to 0. Provided with application software for meter calibration.
The device can be used both as a simple display unit and as a pulse generator.

New

4950

Characteristics	Weight	Reference
Display unit for pulse generator meters (except K24), displays the flow rate	1.2	4950
Display unit for K24 pulse generator meter, displays the flow rate	1.2	4953

Calibratable turbine meters / flow meters

K24-ALU

K24-ADBLUE

Materials	Orifices	Liquid	Flow rate	Max. pressure	Weight	Reference
Aluminium, polypropylene	1" M-F	Diesel	7 to 120 l/min	20 bar	0.5	K24-ALU
Stainless steel, polypropylene	1" M-F	Water, AdBlue	6 to 120 l/min	10 bar	0.23	K24-ADBLUE

Calibratable turbine meters / flow meters ATEX

K10

ID-JAPYTEX

Materials	Orifices	Materials	Flow rate	Weight	Reference
Aluminium, PP	1" M-F	Diesel, petrol, kerosene, avgas	7 to 120 l/min	0.5	ID-JAPYTEX
Aluminium, nylon, ceramic	1" F	Fuels, solvents, aqueous liquids, etc.	1 to 10 l/min	0.34	K13-A11
Aluminium, nylon, ceramic	1" F	Fuels, solvents, aqueous liquids, etc.	11 to 190 l/min	0.34	K13
Aluminium, nylon, ceramic	2" F	Fuels, solvents, aqueous liquids, etc.	114 to 1,135 l/min	1.1	K13-A13
Aluminium, PVDF, ceramic	1/2" F	Fuels, solvents, aqueous liquids, etc.	4 to 40 l/min	0.8	K10
Aluminium, PVDF, ceramic	1" F	Fuels, solvents, aqueous liquids, etc.	20 to 190 l/min	1.1	K11
Aluminium, PVDF, ceramic	1 1/2" F	Fuels, solvents, aqueous liquids, etc.	40 to 400 l/min	2.1	K16
Stainless steel, PVDF, ceramic	1/2" F	Fuels, solvents, aqueous liquids, etc.	4 to 40 l/min	1	K14
Stainless steel, PVDF, ceramic	1" F	Fuels, solvents, aqueous liquids, etc.	20 to 190 l/min	1.1	K15

Consult us for flange or clamp versions

ATEX calibratable gear meters / flow meters

- Meter / flow meter
- Body: aluminium
- Gaskets: PTFE
- Gears: stainless steel
- Orifices from 1/8" to 4"
- Autonomous mechanical digital display unit and with pulse generator or pre-selection

K12-X

Materials	Orifices	Flow rate	Max. pressure	Weight	Reference
Aluminium, PTFE, stainless steel	1/2" F	1 to 40 l/min	68 bar	2.5	K12-X

Consult us for other flow rates

Brass sleeves

Straight brass sleeve with O-ring

Name	Weight	Reference
3/4" M Ø 20 hose tail	0.06	6437
3/4" M Ø 25 hose tail	0.06	7768
1" M Ø 20 hose tail	0.1	7757
1" M Ø 25 hose tail	0.1	7764

7764

Straight brass sleeve

Name	Weight	Reference
1" M Ø 30 hose tail	0.11	7769
1 1/4" M Ø 30 hose tail	0.17	1012
1 1/4" M Ø 40 hose tail	0.18	1015
1 1/2" M Ø 40 hose tail	0.2	1013
1 1/2" M Ø 40 hose tail	0.27	1014

1012

Straight brass sleeve with quick coupling

Name	Weight	Reference
1 1/4" M Ø 25 hose tail	0.28	1021
1 1/4" M Ø 30 hose tail	0.28	1022
1 1/2" M Ø 40 hose tail	0.43	1023
2" M Ø 50 hose tail	0.58	1024

1023

Brass quick union elbow sleeve

Name	Weight	Reference
1" M Ø 25 hose tail	0.25	1031
1 1/4" M Ø 30 hose tail	0.44	1032
1 1/2" M Ø 40 hose tail	0.65	1033
2" M Ø 50 hose tail	0.78	1034

1032

Nylon sleeves

Straight nylon sleeve

Name	Weight	Reference
1" M Ø 25 hose tail	0.05	1074
1 1/2" M Ø 40 hose tail	0.04	1076
2" M Ø 50 hose tail	0.06	1010

1076

Nylon quick union elbow sleeve

Name	Weight	Reference
1" M Ø 25 hose tail	0.07	1079
1 1/4" M Ø 30 hose tail	0.08	1080

1079

Straight nylon quick union sleeve

Name	Weight	Reference
1" M Ø 25 hose tail	0.04	1073
1 1/4" M Ø 30 hose tail	0.07	1065
1 1/2" M Ø 40 hose tail	0.1	1035
2" M Ø 50 hose tail	0.07	1017

1065

PVC sleeves

Straight PVC sleeve

Name	Weight	Reference
3/4" M Ø 25 end fitting	0.02	RA006
3/4" M Ø 32 end fitting	0.02	RA110
1" M Ø 32 end fitting	0.03	RA007
1 1/4" M Ø 40 end fitting	0.04	RA111

RA007

RA020

90° black elbow - 90

Name	Weight	Reference
F-F 1"	0.21	RA020
F-F 1 1/4"	0.32	RA049

RA003

90° black elbow - 92

Name	Weight	Reference
3/4" M-F	0.14	RA024
M-F 1"	0.23	RA003

RA145

90° black elbow - 94

Name	Weight	Reference
M-M 1"	0.18	RA145

RA025

Conical black elbow coupling - 98

Name	Weight	Reference
3/4" M-F	0.51	RA027
M-F 1"	0.51	RA025

RA017

Black cast iron T - 130

Name	Weight	Reference
F-F-F 1"	0.3	RA017

RA014

Black reducing nipple - 241

Name	Weight	Reference
1" M - 3/4" F	0.09	RA005
1 1/4" M - 1" F	0.15	RA014
1 1/2" M - 1" F	0.2	RA008
1 1/2" M - 1 1/4" F	0.13	RA093

RA023

Black reducing nipple - 245

Name	Weight	Reference
3/4" M 1/2" M	0.09	RA070
1" M 1/2" M	0.13	RA071
1" M 3/4" M	0.13	RA023
1 1/4" M 1" M	0.2	RA072
1 1/2" M 1" M	0.22	RA073
1 1/2" M 1 1/4" M	0.24	RA074

RA009

Black reducing nipple - 246

Name	Weight	Reference
1" F 3/4" M	0.13	RA009
1 1/4" F 3/4" M	0.21	RA010
1 1/4" F 1" M	0.24	RA011
1 1/2" F 1" M	0.26	RA012
1 1/2" F 1 1/4" M	0.27	RA013

RA061

Black equal nipple - 280

Name	Weight	Reference
M-M 3/4"	0.1	RA060
M-M 1"	0.17	RA061
M-M 1 1/4"	0.23	RA062
M-M 1 1/2"	0.26	RA063

RA019

Conical black union - 341

Name	Weight	Reference
M-F 3/4"	0.32	RA032
M-F 1"	0.4	RA019

Guillemin System symmetrical half-coupling without locking ring

RA123

Name	DN	Connection	Reference
Male threaded without locking ring	40	1 1/2"	RA123

RA236

Name	DN	Connection	Reference
Female threaded without locking ring	20	3/4"	RA237
Female threaded without locking ring	25	1"	RA236
Female threaded without locking ring	40	1 1/2"	RA235
Female threaded without locking ring	50	2"	RA233
Female threaded without locking ring	80	3"	RA239

Clamp unions and clamping shells

RA161

Name	Reference
Clamping shell with Ø 19 bolts - exterior hose Ø 30-33	RA164
Clamping shell Ø with 25 bolts - exterior hose Ø 36-39	RA160
Brass clamp union Ø 19 M - 3/4"	RA163
Brass clamp union Ø 25 M - 1"	RA161
Stainless steel clamp union Ø 25 M - 1"	RA161-X
Brass clamp union, polyurethane gasket "Vulkolan" Ø 25 F - 1"	RA162
Stainless steel clamp union, polyurethane gasket "Vulkolan" Ø 25 F - 1"	RA162-X

RA160



Spanner wrench

2276

Name	Reference
DN20 to DN40 spanner wrench	2275
DN40 to DN65 spanner wrench	2276
DN50 to DN100 spanner wrench	2290

Guillemin system symmetrical aluminium half-coupling with locking ring

RA120

Name	DN	Connection	Reference
Male half-coupling with locking ring	20	3/4"	RA238
Male half-coupling with locking ring	25	1"	RA230
Male half-coupling with locking ring	32	1 1/4"	RA234
Male half-coupling with locking ring	40	1 1/2"	RA121
Male half-coupling with locking ring	50	2"	RA120
Male half-coupling with locking ring	80	3"	RA127

RA281

Name	DN	Connection	Reference
Female half-coupling with locking ring	40	1 1/2"	RA281
Female half-coupling with locking ring	50	2"	RA280

Name	DN	Ø at notch in mm	Reference
Barbed fittings with locking ring	20	25	RA231
Barbed fittings with locking ring	25	30	RA232
Barbed fittings with locking ring	40	40	RA124
Barbed fittings with locking ring	50	51	RA126
Barbed fittings with locking ring	80	76	RA129
Barbed fittings with locking ring	80	80	RA290
Barbed fittings with locking ring	80	90	RA128

RA126

CAMLOCK COUPLING

New

3385-26

Characteristics	Material	DN	Orifice Ø	Weight	Reference
Female threaded quick camlock adapter, A type	316 stainless steel	25-1"	1" F	-	3385-26
Female threaded quick camlock adapter, A type	Aluminium	25-1"	1" F	-	3685-26

Also available in brass and PP from 3/4" to 6"

New

3382-26

Characteristics	Material	DN	Orifice Ø	Weight	Reference
Male threaded quick camlock coupling, B type	316 stainless steel	25-1"	1" M	-	3382-26
Male threaded quick camlock coupling, B type	Aluminium	25-1"	1" M	-	3682-26

Also available in brass and PP from 3/4" to 6"

New

3380-26

Characteristics	Material	DN	Ø shank	Weight	Reference
Quick camlock coupling with notched shank, C type	316 stainless steel	25-1"	27 mm	-	3380-26
Quick camlock coupling with notched shank, C type	Aluminium	25-1"	27 mm	-	3680-26

Also available in brass and PP from 3/4" to 6"

New

3381-26

Characteristics	Material	DN	Orifice Ø	Weight	Reference
Female threaded quick camlock coupling, D type	316 stainless steel	25-1"	1" F	-	3381-26
Female threaded quick camlock coupling, D type	Aluminium	25-1"	1" F	-	3681-26

Also available in brass and PP from 3/4" to 6"

New

3384-26

Characteristics	Material	DN	Ø shank	Weight	Reference
Quick camlock adapter with notched shank, E type	316 stainless steel	25-1"	27 mm	-	3384-26
Quick camlock adapter with notched shank, E type	Aluminium	25-1"	27 mm	-	3684-26

Also available in brass and PP from 3/4" to 6"

Perrot-type coupling

Spherical connector used in agriculture, horticulture, industry, buildings, etc. PERROT connectors are made of galvanised steel. Stainless steel on request. Nominal Pressure: 10 bar.

New

1027

Characteristics	Material	Ø connector	Orifice Ø	Weight	Reference
Straight M quick coupling	Galvanised steel	3" M	80 mm	-	1027
Straight M quick coupling	Galvanised steel	4" M	100 mm	-	1028
Straight M quick coupling	Galvanised steel	4" M	120 mm	-	1029

New

1037

Characteristics	Material	Ø connector	Ø douille	Weight	Reference
Elbowed M quick coupling	Galvanised steel	3" M	80 mm	-	1037
Elbowed M quick coupling	Galvanised steel	4" M	100 mm	-	1038
Elbowed M quick coupling	Galvanised steel	4" M	120 mm	-	1039

SPARE PARTS FOR MANUAL SEMI-ROTARY PUMPS

		N°0	N°1	N°2	N°3	N°5
	Reference point	ref	ref	ref	ref	ref
Brass piston and valves	3	LPE0	LPE1	LPE2	LPE3	LPE5
Brass seat and valves	4	LSE0	LSE1	LSE2	LSE3	LSE5
Zamak piston and valves	3		ZPE1	ZPE2		
Zamak seat and valves	4		ZSE1	ZSE2		
PARTS						
Handle	1	NL0	NL1	NL2	NL3	NL5
EP cover (stuffing box)	2	NC10	NC11	NC12	NC13	NC15
HT cover (O-ring)	2	NC20	NC21	NC22	NC23	
EP/HT body	5	NK0	NK1	NK2B	NK3	NK5B
POUCHES						
2 connectors + 2 gaskets flat (old model) kit 1	6	YPNB0	YPNB1	YPNB2	YPNB3	YPNB5
2 connectors + 2 gaskets NBR O-rings kit 2	6	YPNB0-NBR	YPNB1-NBR	YPNB2-NBR	YPNB3-NBR	YPNB5-NBR
Seal kit with flat gaskets (old model) 1	7	YPJ10	YPJ11	YPJ12	YPJ13	YPJ15
Seal kit with NBR O-ring connector 2	7	YPJ10-NBR	YPJ11-NBR	YPJ12-NBR	YPJ13-NBR	YPJ15-NBR
Stuffing box kit	8	YPNP0	YPNP1	YPNP2	YPNP3	YPNP5

1 **Until stocks run out**

2 OPTIONS	Code
Viton® flange O-ring instead of NBR	-V
PTFE flange O-ring instead of NBR	-PTFE

Exploded view of an EP and HL series pump

1. Handle
2. Cover
3. Piston + valves + pins
4. Seat + valves + pins
5. Construction
6. Pouch with connectors + gaskets
7. Pouch with felt washer + O-ring + coupling gaskets
8. Stuffing box kit

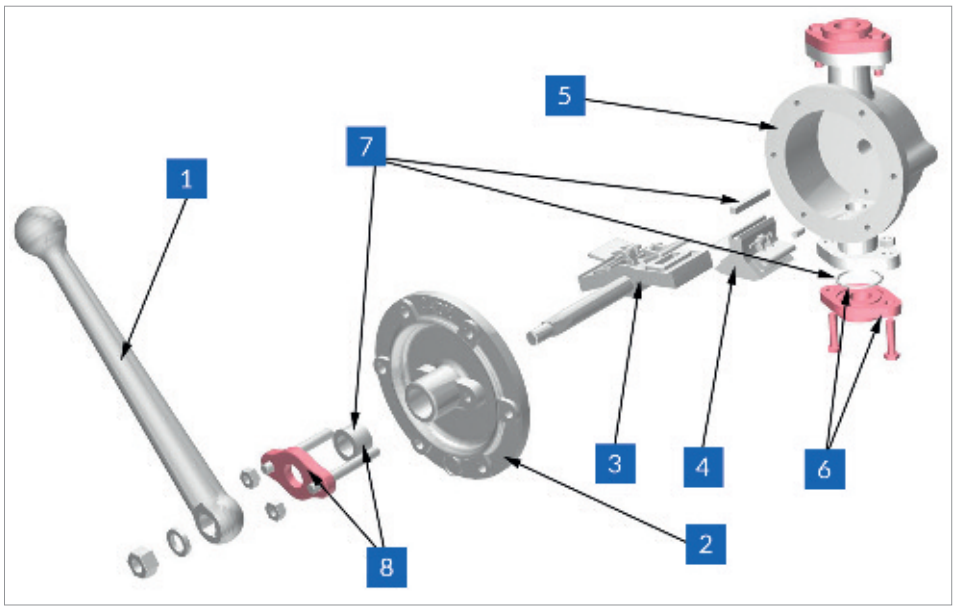

1 - The Pompes Japy company adheres to a policy of constant improvement of its products and manufacturing, therefore the dimensions, contents, weight and prices given in our catalogues are for reference only.

2 - The prices, conditions, discounts and other information provided by our Representatives and Agents are only valid after approval by our head office.

3 - Delivery periods are non-binding: we do everything possible to meet them. Failure to do so will in no case give any right to compensation for delay.

4 - Any firm orders that have been confirmed may not be cancelled.

5 - Goods are invoiced on their day of delivery. Our invoices are payable at FESCHES-LE-CHATEL (25, FRANCE) for their net amounts excluding discount (except with the formal agreement of our company).

6 - Delivery of our goods is deemed to be effective in our factories. Goods travel at the risk and peril of the recipient, even when shipping is prepaid.

7 - Claims concerning the quantities delivered must be made within 48 hours of reception of the goods.

8 - Quality claims: in no case will a claim for defective goods be accepted after a period of 2 months from the date of the invoice. No goods may be returned to us without the prior written agreement of our Head Office. All goods shipped in contradiction with this article will be refused and returned at the sender's expense.

9 - Unless with special written agreement made before placing the order, our general conditions of sale apply to all orders placed with us, regardless of the unilateral clauses written on our customers' purchase orders.

10 - In case of a claim that cannot be solved amicably, the dispute will be referred to the court jurisdiction of our head office, regardless of the place or nature of the dispute, and regardless of the modalities of shipping or payment that may have been granted. All sales made by Pompes Japy are subject to French law.

11 - RETENTION OF TITLE: Our company retains ownership of the delivered goods until payment in full of the principal and any other charges. Failure to pay one of the instalments may lead to the repossession of these goods. From the time of delivery, the purchaser assumes the risks of loss or deterioration of these goods as well as the responsibility for any damages they may cause. (French law No. 80-335 of 12 May 1980).

12 - DELAYS IN PAYMENT: In compliance with article L 441-6 of the French Commercial Code, any delay in payment will give rise, at the supplier's discretion and from the first day of delay, to:
- the application of late payment interest equal to 10 points over the ECB refinancing rate
- the application of fixed compensation for recovery costs of 40 euros (European directive 2011/7 of 16 February 2011, law 2012-387 of 22 March 2012, and decree 2012-1115 of 2 October 2012).

13 - Force majeure circumstances shall suspend the contractual obligations of Pompes Japy. Cases of force majeure consist in any event that is independent of the will of Pompes Japy and which obstructs normal operation of the manufacturing or shipping of goods. Cases of force majeure notably include: total or partial strikes that obstruct the proper operation of the Pompes Japy company, or of one of its suppliers, sub-contractors or carriers, as well as the interruption of transport, or the supply of energy, raw materials or spare parts.

14 - The legal period of payment begins on the day the invoice is issued. The only legal exception concerns delivery to French overseas departments and territories, in which case the date retained is on reception of the goods.

15 - The legal period of payment begins on the day the invoice is issued. The only legal exception concerns delivery to French overseas departments and territories, in which case the date retained is on reception of the goods.

> Prices ex-works, carriage prepaid and debited on our invoices.
> No discount for early payment.
> Our commitments are only deemed valid after final acceptance by confirmation of order.
> Photos are non-contractual.

REFERENCES LIST

Ref	Page
1010	88
1012	88
1013	88
1014	88
1017	88
1022	88
1023	88
1024	88
1027	93
1028	93
1029	93
1031	88
1032	88
1033	88
1034	88
1035	88
1037	93
1038	93
1039	93
1065	88
1073	88
1074	88
1076	88
1079	88
1080	88
1215	61
1216	62
1217	62
1400	73
1401	32
1403	73
1405	33
1408	75
1409	74
1411	74
1412	73
1414	73
1415	70
1416	74
1450	32
1460	70
1463	70
2167	17
2181	76
2194	76
2275	90
2276	70
2282	33
2290	90
2298	78
2304	27
2305	78
2307	78
2308	78
2373	81
2374	81
2375	81
2380	61
3380-26	92
3381-26	92
3382-26	92
3384-26	93
3385-26	92
3680-26	92
3681-26	92
3682-26	92
3684-26	93
3685-26	92
3D-FILTRE	27
4950	86
4953	86
5606	26

Ref	Page
611	80
6360	81
6437	88
650	80
7317	27
7501	78
7502	78
7506	27
7506	78
7507	27
7508	27
7728	29
7757	88
7764	88
7768	88
7769	88
AC1/4PTFE-EX	36
AC343	23
ADF11	56
ADF12	56
ADF13	56
ADF14	56
ADF15	56
ADF17	56
AL1-200-NBR-EX	38
AL1-200-PTFE-EX	38
AL1/2NBR-EX	37
AL1/2PTFE-EX	37
AL112PTFE-EX	39
AL1NBR-EX	38
AL1PTFE-EX	38
AS25	73
AS32	73
AS40	75
AS50	75
AST20	74
AST25	74
AST30	74
AST40	74
AT0	7
AT1	7
AT2	7
B2KQA-HY	67
B3KQA-HY	67
BAR-JOLLY-A	15
BAR-JOLLY-B	15
BAR-JUNIOR-A	15
BAR-JUNIOR-B	15
BP0	8
BP1	8
BP2	8
BP3	8
BR301	23
BR302	23
BR305	23
BR321	23
BR322	23
BRN1	8
BRN3	8
BU800RF1	21
BU800RF2	21
BU800RF3	21
CB33	77
CB40	77
CB50	77
CB80	77
CHAR-JOLLY-A	15
CHAR-JOLLY-B	15
CHAR567	75
COJEV2533A	45
COJEV5833A	45
CUBE50	45

Ref	Page
CUBE70	45
CUBE70MC	45
E1000	16
E1000AS	16
E1002	16
E500P	16
EEX-50	57
EEX-BAG800M	58
EEX-BAG800T	58
EEX-BDP1000T	58
EEX-BDP200T	58
EEX-BDP300T	58
EEX-BDP500T	58
EEX-C1	57
EEX-GR25M	52
EEX-GR25T	52
ENT329	23
ENT330	23
ENT331B	23
ENT331C	23
ENT334	23
EP0	8
EP020	8
EP1	8
EP126	8
EP2	8
EP2-GS	11
EP220	8
EP3	8
EP326	8
EP5	8
F-EEX-50	57
F-EEX-50A	57
F-EEX-C1-EQA	57
F-FEC3	54
F-FEC4	54
F-FEC5	54
F-FEC6	54
F-INOX1000-520	32
F-INOX1000-700EX	33
F-INOX1000-D600	32
F-INOX1000-D600-EX	33
F-JEV10	41
F-JEV100-ADBLUE	25
F-JEV1033	41
F-JEV1033A	41
F-JEV10A	41
F-JEV112-ADBLUE	25
F-JEV124-ADBLUE	25
F-JEV20	46
F-JEV21	46
F-JEV22	46
F-JEV23	46
F-JEV2500	44
F-JEV2500A	44
F-JEV2533	44
F-JEV2533A	44
F-JEV44	49
F-JEV44-KPM	49
F-JEV44-KPP	49
F-JEV44-KPR	49
F-JEV44-P	49
F-PP1000-520	32
F-PP1000-D600	32
F-PVDF1000-520	33
F-PVDF1000-D600	33
F10020	42
F11020	42
FAT0	6
FAT0A	6
FAT0SO	7
FAT1	6

Ref	Page
FAT1A	6
FAT1SO	7
FAT2	6
FAT2A	6
FAT2SO	7
FBAR	14
FC3	54
FC4	54
FEC3	54
FEC4	54
FEC5	54
FEC6	54
FEP0	9
FEP1	9
FEP2	9
FEP3	9
FEP5	9
FEZ1RS	9
FEZ2T	9
FHL0	10
FHL0POLY	10
FHL1	10
FHL1POLY	10
FHL2	10
FHL2POLY	10
FHL3	10
FHT0	9
FHT1	9
FHT2	9
FHT3T	9
FILTRO-JEP040	60
FILTRO-JEP080	60
FILTRO20	47
FILTRO21	47
FILTRO22	47
FILTRO23	47
FILTROLL	47
FR14	39
FR12	39
FR46	12
FR46AM	12
FRI2	11
FVFM	13
FVOLT1	12
FVOLT2	12
FYAKO	14
FYAKO-PVC	14
FYAKOS	14
G170C2	51
G30C1	51
G30C1-AUTOMINI	50
G30C2	51
G30C2-AUTOMINI	50
G60C1	51
G60C2	51
GMP20	71
GMP35	71
GMP6	71
GMP6B	71
GR1003	20
GR1003E	20
GR1006	20
GR1006E	20
GR1008	20
GR100H	20
GR100L	20
GR104E	20
GR150	20
GR151	20
GR152	20
GR172	20
GR230	20

Ref	Page
GR245	20
GR3173	31
GR3174	31
GR3178B	31
GR3200	20
GR40021	31
GR40027	31
GR40028	31
GR406	31
GR406B	31
GR406C	31
GR430	31
GRH3179	29
GRH40052	29
GRH40052EQ	29
GRH40052EQC	29
GRH40053	29
GRH40053EQ	2
GRH40053EQC	29
GRH40060	29
GRH40060C	29
GRH407	29
GRH407B	29
GRH407C	29
GRH6400	83
GT130M	52
GT130T	52
GT140M	52
GT140T	52
GT150M	52
GT150T	52
GT50M	52
GT50TRI	52
HC1	55
HC2	55
HC3	55
HC4	55
HL0	10
HL1	10
HL2	10
HL3	10
HP100	19
HP70	19
HPE50	19
HT0	8
HT020	8
HT1	8
HT220	8
HT226	8
HT326	8
HT333	8
I20	51
I25	51
I30	51
I40	51
I50	51
ID-JAPYTEX	6
IMP-NBR-112	63
IMP-NBR-114	62
IMP-NBR-34	61
INOX1/2PTFE-EX	37
INOX1-200-PTFE-EX	37
INOX1PTFE-EX	38
JDH4	75
JDH5	75
JEJ12N	64
JEJ12NP	64
JEJ12NSP24	64
JEJ12SP100	64
JEJ12SP60	64
JEJ13N	64
JEJ14	64

Ref	Page
JEJ15	64
JEJC1	64
JEJC2	64
JEJC2SP24	64
JEJC2SP60	64
JEJS14N	64
JEJS15	64
JEJS16	64
JEJS17	64
JEP040	60
JEP080	60
JEP112-1400-NBR	63
JEP112-900-NBR	63
JEP114-1400-NBR	62
JEP114-900-NBR	62
JEP34-1400-NBR	61
JEP34-900-NBR	61
JEP34-VF-NBR	61
JEP34C1-1400-NBR	61
JEP34C2-1400-NBR	61
JER0	22
JER1	22
JER10+	22
JER10A	22
JER10PAR	22
JER10PC	22
JER16	22
JER1BIS	22
JER1SPL	22
JER20+	22
JER20A	22
JER20PAR	22
JER20PC	22
JER20PN	22
JER2BIS	22
JER5+	22
JER5A	22
JER5PAR	22
JER5PC	22
JER6	22
JER9	22
JET02	65
JET02BZ	65
JET03	65
JET03BZ	65
JET04	65
JET05	65
JET08	40
JET09	40
JET10	65
JET10BZ	65
JET10S	66
JET11	65
JET11BZ	65
JET11S	66
JET14	65
JET14BZ	65
JET14IX	66
JET14S	66
JET15	65
JET15BZ	65
JET15IX	66
JET15S	66
JET17	65
JET17S	66
JETC1	55
JETC2	55
JEV100-ADBLUE	24
JEV100EQ-ADBLUE	24
JEV1033	41
JEV1033A	41
JEV10DOM	40

REFERENCES LIST

Ref	Page
JEV10EQ	41
JEV10EQA	41
JEV10INDUS	40
JEV11	40
JEV112-ADBLUE	24
JEV112EQ-ADBLUE	24
JEV124-ADBLUE	24
JEV124EQ-ADBLUE	24
JEV14	40
JEV15	40
JEV20	46
JEV200	50
JEV200-AUTOMINI	50
JEV201	50
JEV21	46
JEV22	46
JEV23	46
JEV2500	44
JEV2501	44
JEV2533	45
JEV2533A	45
JEV25EQ	45
JEV25EQA	45
JEV30	48
JEV300	50
JEV301	50
JEV302	50
JEV303	50
JEV304	50
JEV305	50
JEV308	50
JEV309	50
JEV31	48
JEV310	50
JEV311	50
JEV40	48
JEV41	48
JEV41EX	48
JEV42	49
JEV42-12B	49
JEV43	49
JEV43-12B	49
JEV44	49
JEV44-P	49
JEV45	49
JEV48	44
JEV4833	45
JEV4833A	45
JEV48EQ	45
JEV48EQA	45
JEV49	44
JEV50	48
JEV51	48
JEV51EX	48
JEV58	44
JEV59	44
JEV61	48
JEV71	48
JEV71EX	48
JEV81	48
JEV81EX	48
JEV91	48
JEX10	53
JEX11	53
JEX112-C2	53
JEX114-C1	53
JEX114-C2	53
K10	87
K11	87
K12-X	87
K13	87

Ref	Page
K13-A11	87
K13-A13	87
K14	87
K15	87
K16	87
K200	85
K200-I	86
K24-ADBLUE	25
K24-ALU	87
K24-I	86
K33	84
K33-ATEX	6
K33H	84
K40	84
K400	85
K400-I	86
K44	84
K603	85
K603-I	86
K603H	85
K603H-I	86
K604	85
K604-I	86
K700	84
K700-I	86
KF3	6
KF3-N	6
KF4	84
KITGRAV	26
KNEXT	85
KPA	27
KPM	29
KPN	85
KPP	29
KPR	29
LPE0	94
LPE1	94
LPE2	94
LPE3	94
LPE5	94
LSE0	94
LSE1	94
LSE2	94
LSE3	94
LSE5	94
MINIPPD	17
MO-B-44	35
MO-B-44C1	35
MO-B-44C2	35
MO-B-45	35
MO-I-100	35
MO-I-100-900	35
MO-I-100C2	35
MO-I-101	35
MO-I-101-900	35
MO-I-24	35
MO-I-25	35
MO-I-25-900	35
MO-I-44	35
MO-I-44-900	35
MO-I-44C2	35
MO-I-45	35
MO-I-45-900	35
NC10	94
NC11	94
NC12	94
NC13	94
NC15	94
NC20	94
NC21	94
NC22	94

Ref	Page
NC23	94
NK0	94
NK1	94
NK2B	94
NK3	94
NK5B	94
NL0	94
NL1	94
NL2	94
NL3	94
NL5	94
OCIO	77
PA0010	43
PA0011	43
PA0014	43
PA0015	43
PA00302	43
PA00303	43
PA0051	43
PA110	42
PA111	42
PA80	17
PA80-LF	17
PE-A2	70
PE-A3	70
PE-S	70
PITSTOP	54
PL566	75
PN201	21
PN25	21
PN25B1	21
PN25B2	21
PN25D	21
PN25E	21
PN26E	21
PP1-200-PTFE-EX	38
PP1-200-SAN	38
PP1/2PTFE-EX	37
PP1/2SAN	37
PP1/4SAN	36
PP1PTFE-EX	38
PP1SAN	38
PP3/8V	36
PPD	17
PS08N	68
PS12MG-N	68
PS14	68
PS16	68
PS20	68
PS21	68
PSV28	69
PSV30	69
PSV34	69
PSV35	69
PSV38	69
PSV39	69
PSV39A	69
PSV40	69
PSV41	69
PSV51	69
PSV61	69
PVDF1-200-PTFE-EX	38
PVDF1/2PTFE-EX	37
PVDF1/4PTFE-EX	36
PVDF1PTFE-EX	38
RA-INOX	32
RA-LAITON	33
RA-PP	32
RA-PVDF	33
RA003	89
RA005	89

Ref	Page
RA006	88
RA007	88
RA008	89
RF30	73
RF30A	73
RA011	89
RA012	89
RA013	89
RA014	89
RA017	89
RA019	89
RA020	89
RA023	89
RA024	89
RA025	89
RA027	89
RA032	89
RA049	89
RA060	89
RA061	89
RA062	89
RA063	89
RA070	89
RA071	89
RA072	89
RA073	89
RA074	89
RA093	89
RA110	88
RA111	88
RA120	91
RA121	91
RA123	90
RA124	91
RA126	91
RA127	91
RA128	91
RA129	91
RA145	89
RA160	90
RA161	90
RA161X	90
RA162	90
RA162X	90
RA163	90
RA164	90
RA230	91
RA231	91
RA232	91
RA233	90
RA234	91
RA235	90
RA236	90
RA237	90
RA238	91
RA239	90
RA280	91
RA281	91
RA290	91
RETRO	17
RETRO-P	17
RF-DN50	70
RF-DN80	70
RF20	73
RF20H	73
RF25	73
RF25-INOX	32
RF25A	73
RF25HP	73
RF25INOX-EX	33
RF25PP	32

Ref	Page
RF25PVDF	33
RF30	73
RF30A	73
RFT20	74
RFT20-PPV	74
RFT20A	74
RFT25	74
RFT25A	74
RFT30	74
RFT30A	74
RFT40	74
RFT40A	74
RI2	11
RM100-G15	79
RM100-H15	79
RM100-H20	79
RM150-G15	79
RP90ZO	13
SER-L	18
SER-L-1/4	18
SER-L-Z	18
SER180	21
SER181	21
SER184	21
SER185	21
SER190	21
SG1	16
SG1SO	16
SG2	16
SG2SO	16
SG3	16
SG90B-PRO	18
SG90BLUE	18
SG90BLUE-EQ	18
SG950	17
SG950BLUE	18
SG950BLUE-EQ	18
TC9201	81
TC9202	81
TC9204	81
TC9205	81
TG1	16
TG2	16
TMRED-PAN	77
TMRED-PAS	77
TMRED-PP	77
TMRED10	76
TMRED10-EC	76
TMRED10HY	76
TMRED5	76
TMRED5-EC	76
TOPW1	82
TOPW1-300	82
TOPW1-H	82
TOPW1ADBLUE	27
TOPW1I-1F	82
TOPW1I-1M	82
TOPW1I-25	82
TOPW1LN	82
TOPW1LN-1F	82
TOPW1PPV	82
TOPW1PPV-HC	82
TOPW1PVDF/FEP	82
TOPW1PVDF/V	82
TOPW2	83
TOPW2-ADBLUE	27
TOPW2-ATEX	57
TOPW2-SO	83
TOPW2SP	83
TOPW3	83
TOPW4	83

Ref	Page
TOPW5	83
TUD-INOX	33
TUD-PP	32
TUD20	72
TUD26	72
TUF-3D	27
TUF20	81
TUF200H	80
TUF201H	80
TUF26	81
TUF260HS	80
TUF300HS	80
TUF33	81
TUF350	80
TUF360	80
TUF40	81
TUF460	6
TUF500	80
TUF611	80
TUF650	80
TUF700	80
TUF750	80
TUF800	80
TUK10	72
TUK10A	72
TUK11	72
TUK11C	72
TUK11T	72
TUK11U	72
TUK12	72
TUK13C	72
TUK13T	72
V1B-12A	76
V2B	76
VFM	13
VOLT1	12
VOLT2	12
VP14	39
VP14-2	39
YAKO	14
YAKOS	14
YPJ10	94
YPJ10-NBR	94
YPJ11	94
YPJ11-NBR	94
YPJ12	94
YPJ12-NBR	94
YPJ13	94
YPJ13-NBR	94
YPJ15	94
YPJ15-NBR	94
YPNB0	94
YPNB0-NBR	94
YPNB1	94
YPNB1-NBR	94
YPNB2	94
YPNB2-NBR	94
YPNB3	94
YPNB3-NBR	94
YPNB5	94
YPNB5-NBR	94
YPNP0	94
YPNP1	94
YPNP2	94
YPNP3	94
YPNP5	94
ZPE1	94
ZPE2	94
ZSE1	94
ZSE2	94

POMPES Japy

Detailed product sheets are downloadable
on our website:
www.pompes-japy.fr

Parc d'activités du Moulin - CS 80015 - FR-25490 FESCHES-LE-CHATEL
Phone + 33 (0)3 81 96 16 47 - Fax + 33 (0)3 81 96 12 16 - info@pompes-japy.fr
Siret: 32302482800010 - N° TVA: FR70323024828

© www.refletcommunication.com - 10/18